



# PRODUCT DATASHEET

## Florence series

last update 31/3/2017

### DETAILS

<b>Product Number</b>	C14592_FLORENCE-3R-SHD-BLK
<b>Family</b>	Florence
<b>Type</b>	Shade
<b>Color</b>	black
<b>Diameter</b>	290,62+65,62 mm
<b>Height</b>	12,95 mm
<b>Style</b>	rectang
<b>Optic Material</b>	
<b>Holder Material</b>	
<b>Fastening</b>	
<b>Status</b>	production ready
<b>ROHS Compliant</b>	Yes
<b>Date Updated</b>	31/03/2017



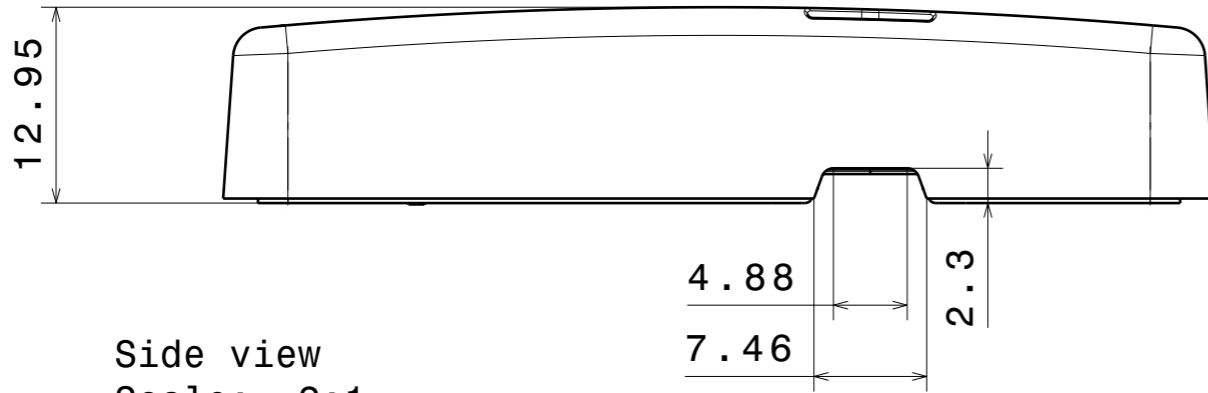
### OPTICAL PROPERTIES

LED	Viewing Angle	Light Beam	Efficiency	cd/lm	Connector
-	N/A deg	-	-	sim: 0.000	-

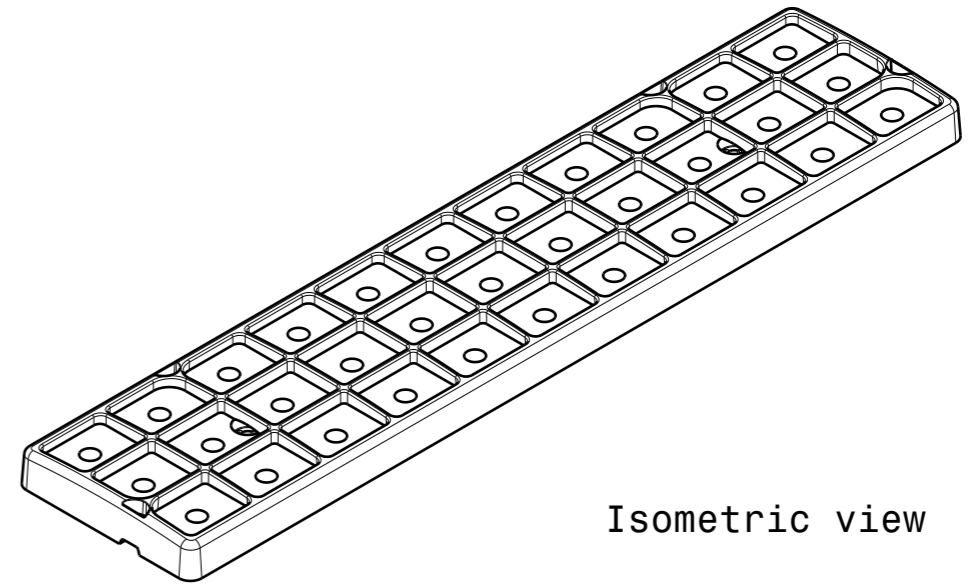
H G F E D C B A

4

4



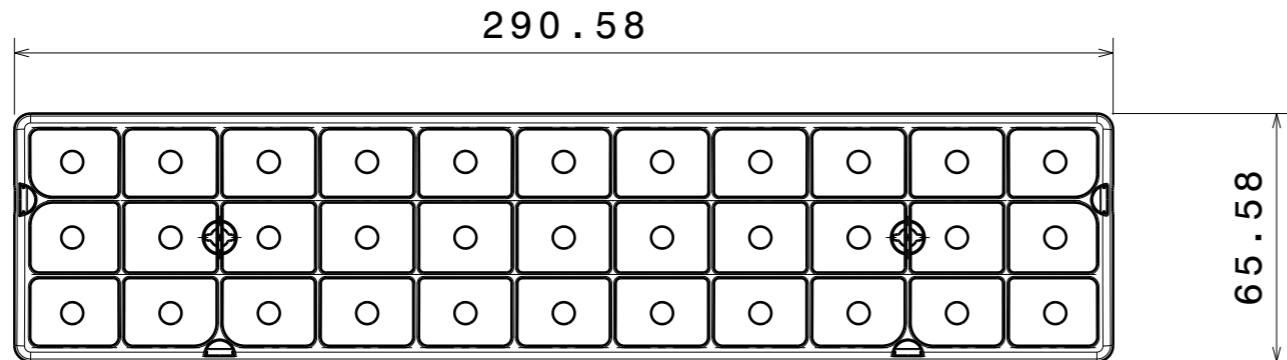
Side view  
Scale: 2:1



Isometric view

3

3



Front view

2

2

INDEX	PART NO	DESCRIPTION	MATERIAL
1	C14453	FLORENCE-3R-SHD	ABS

Tolerances if not otherwise shown  
According to DIN ISO 2768-1  
Linear measures: class M  
According to DIN ISO 2768-2  
Form and position: class L

**LEDiL** LediL Oy  
Salorankatu 10  
FIN 24240 SALO  
Finland

THIRD ANGLE PROJECTION:

DRAWING TITLE  
**C14453\_FLORENCE-3R-SHD**

This drawing is the property of LEDiL Oy. It may not be reproduced, copied or communicated without a written agreement with LEDiL Oy.

SIZE	PART NUMBER
<b>A3</b>	<b>C14453</b>

SCALE	1:2	WEIGHT	25.62 g	SHEET	1/1
-------	-----	--------	---------	-------	-----

1

1

H G F E D C B A

**NOTE: The typical divergence will be changed by different color, chip size and chip position tolerance. The typical total divergence is the full angle measured where the luminous intensity is half of the peak value.**