

THIS PRODUCT MANUFACTURED WITH LEAD-FREE PROCESSING

DESIGNED & DIMENSIONED IN MILLIMETERS [INCHES]

DO NOT SCALE FROM THIS PRINT

TABLE 1			
ITEM	COMPONENT	-HN	-GN
1	HEX NUT	BTNC-NUT-001-N	
2	LOCK WASHER	BTNC-LWAS-001-N	
3	GASKET	BTNC-GKT-001	
4	SUB ASSEMBLY	SUB-BNC7T-J-C-N-ST-BH3	
5	SKT	BNC7T-SKT-003-H	BNC7T-SKT-003-G
6	INSULATOR	BNC7-INS-001	
7	INNER FERRULE	BTNC-FER-001-N	
8	OUTER FERRULE	BNC-FER-002-N	

BNC7T-J-C-XX-ST-BH3

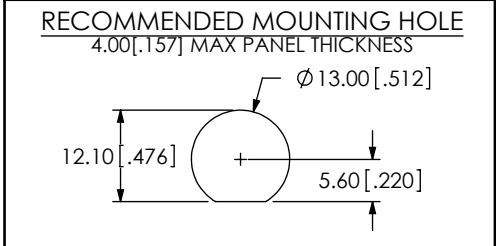
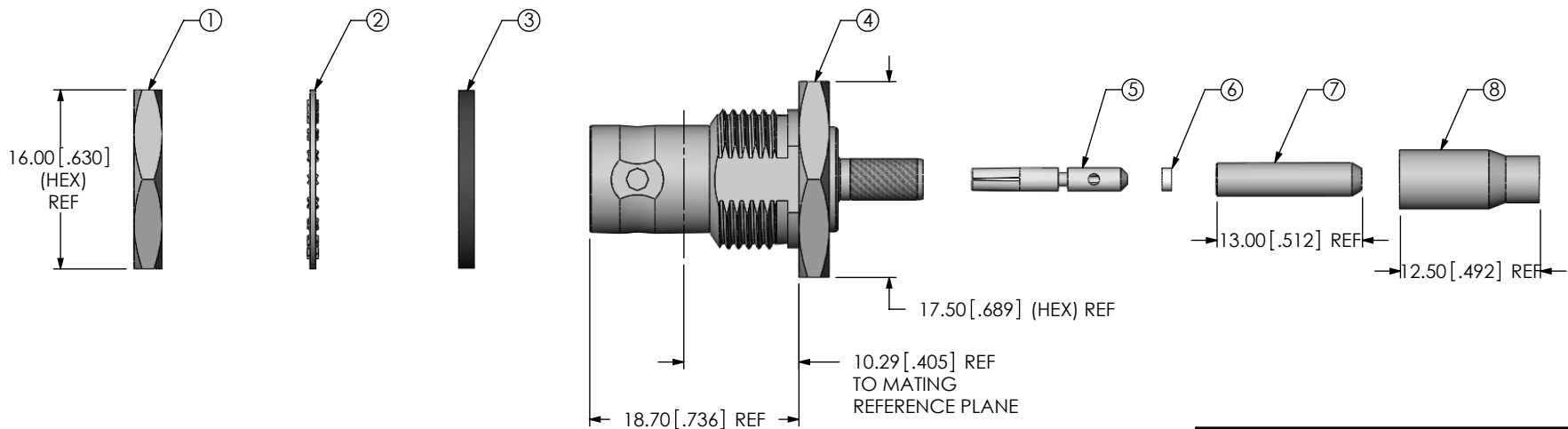
GENDER
-J: JACK

TYPE
-C: CABLE

TERMINATION
-BH3: BULKHEAD 3 (RG179 CABLE)

ORIENTATION
-ST: STRAIGHT

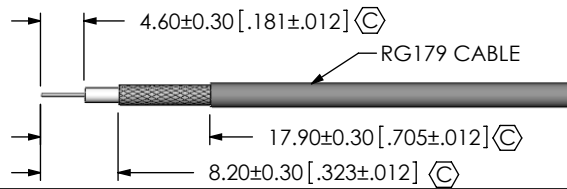
PLATING SPECIFICATION
-HN: 30µ" GOLD CENTER CONTACT, 100µ" NICKEL OUTER CONTACT
-GN: 10µ" GOLD CENTER CONTACT, 100µ" NICKEL OUTER CONTACT (SEE TABLE 1)



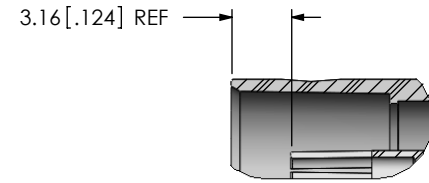
- NOTES:
- ① REPRESENTS A CRITICAL DIMENSION.
 - NOTE DELETED.
 - NOTE DELETED.
 - NOTE DELETED.
 - PRODUCT TO BE PACKAGED PER PACKAGING STANDARD CO-HD-WI-3040M.
 - NOTE DELETED.
 - NOTE DELETED.
 - NOTE DELETED.

<p>UNLESS OTHERWISE SPECIFIED, DIMENSIONS ARE IN MILLIMETERS [INCHES]. TOLERANCES ARE:</p> <p>DECIMALS ANGLES</p> <p>.X: ±0.3 [.01] 5°</p> <p>.XX: ±0.13 [.005]</p> <p>.XXX: ±0.051 [.0020]</p>	<p>PROPRIETARY NOTE</p> <p>THIS DOCUMENT CONTAINS INFORMATION CONFIDENTIAL AND PROPRIETARY TO SAMTEC, INC. AND SHALL NOT BE REPRODUCED OR TRANSFERRED TO OTHER DOCUMENTS OR DISCLOSED TO OTHERS OR USED FOR ANY PURPOSE OTHER THAN THAT WHICH IT WAS OBTAINED WITHOUT THE EXPRESSED WRITTEN CONSENT OF SAMTEC, INC.</p>	<p>520 PARK EAST BLVD, NEW ALBANY, IN 47150 PHONE: 812-944-6733 FAX: 812-948-5047 e-Mail: info@SAMTEC.com code: 55322</p>
<p>BY: G HERMAN 06/25/2008</p>		<p>SHEET 1 OF 2</p>

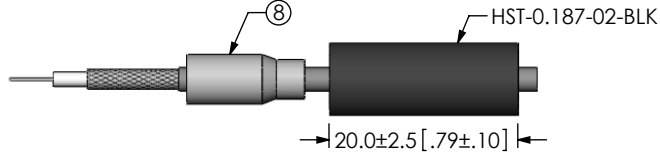
REVISION N



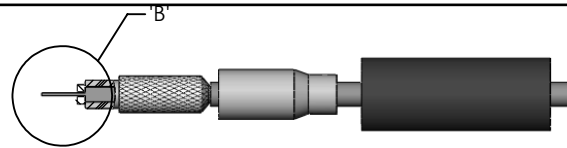
IN PROCESS 1
STRIP AND TIN INNER
CONDUCTOR



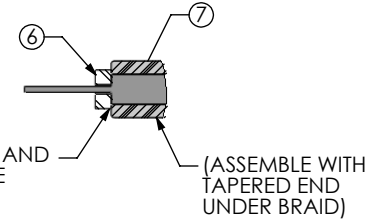
DETAIL 'A'
SCALE 2.5:1




IN PROCESS 2
ADD HEAT SHRINK
TUBE AND FERRULE



IN PROCESS 3
FLARE SHIELD, ADD INNER
FERRULE AND INSULATOR



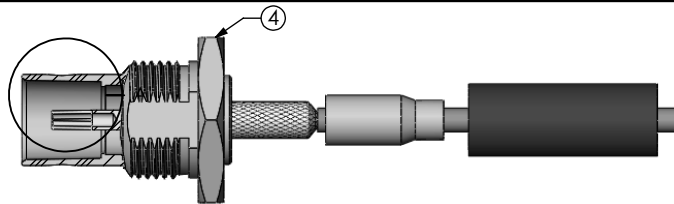
DETAIL 'B'
SCALE 2.5:1



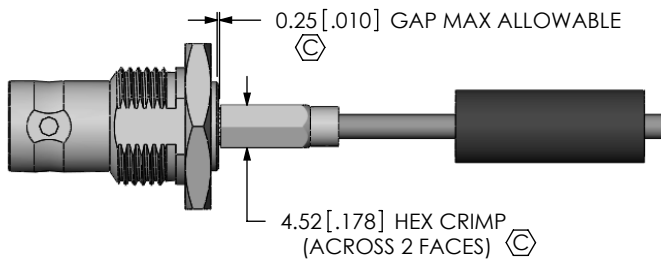
IN PROCESS 4
SOLDER SIGNAL SOCKET

INSULATOR WASHER AND
INNER FERRULE TO BE
FLUSH WITH CABLE
DIELECTRIC

(ASSEMBLE WITH
TAPERED END
UNDER BRAID)



IN PROCESS 5
ADD SUB ASSEMBLY



IN PROCESS 6
CRIMP FERRULE
(USE RF CRIMP HAND TOOL
#CAT-HT-126667-21 OR EQUIVALENT)

F:\DWG\MISC\MKTG\BNC7T-J-C-XX-ST-BH3-MKT.SLDDRW

PROPRIETARY NOTE
THIS DOCUMENT CONTAINS INFORMATION
CONFIDENTIAL AND PROPRIETARY TO
SAMTEC, INC. AND SHALL NOT BE REPRODUCED
OR TRANSFERRED TO OTHER DOCUMENTS OR
DISCLOSED TO OTHERS OR USED FOR ANY
PURPOSE OTHER THAN THAT WHICH IT WAS
OBTAINED WITHOUT THE EXPRESSED WRITTEN
CONSENT OF SAMTEC, INC.

samtec

520 PARK EAST BLVD, NEW ALBANY, IN 47150
PHONE: 812-944-6733 FAX: 812-948-5047
e-Mail: info@SAMTEC.com code: 55322

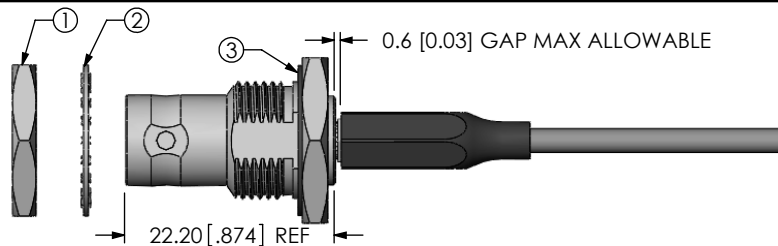
DO NOT SCALE DRAWING

DESCRIPTION:
TRUE 75 OHM, BNC ST CABLE PLUG, RG 179

SHEET SCALE: 5:4

DWG. NO.
BNC7T-J-C-XX-ST-BH3

BY: G HERMAN 06/25/2008 SHEET 2 OF 2



IN PROCESS 7
APPLY HEAT SHRINK TUBE
& ADD GASKET