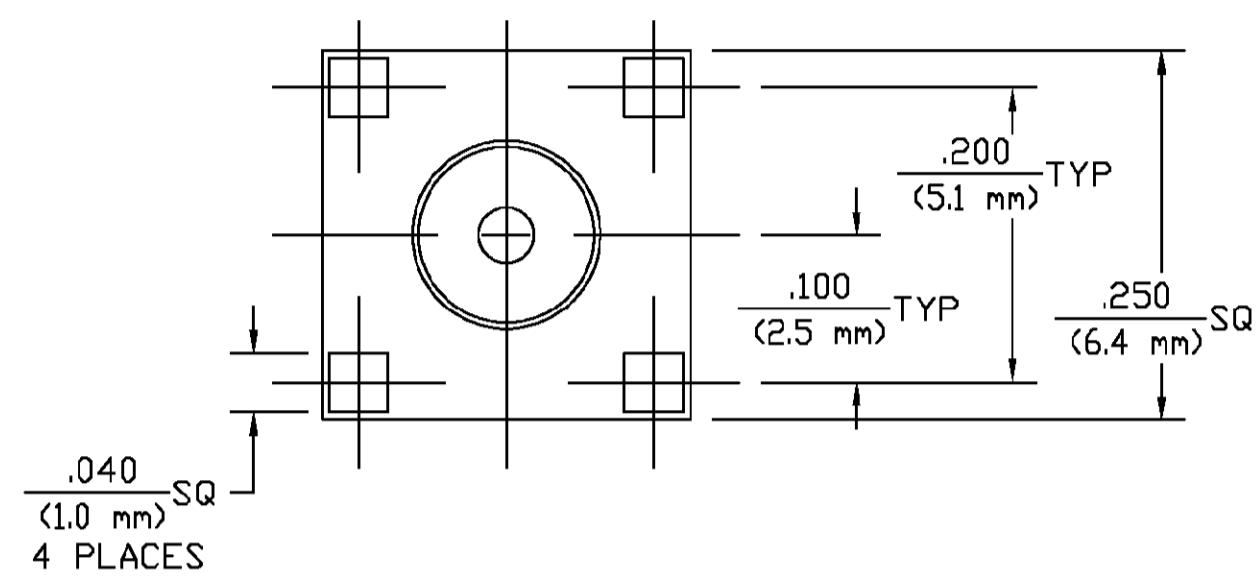
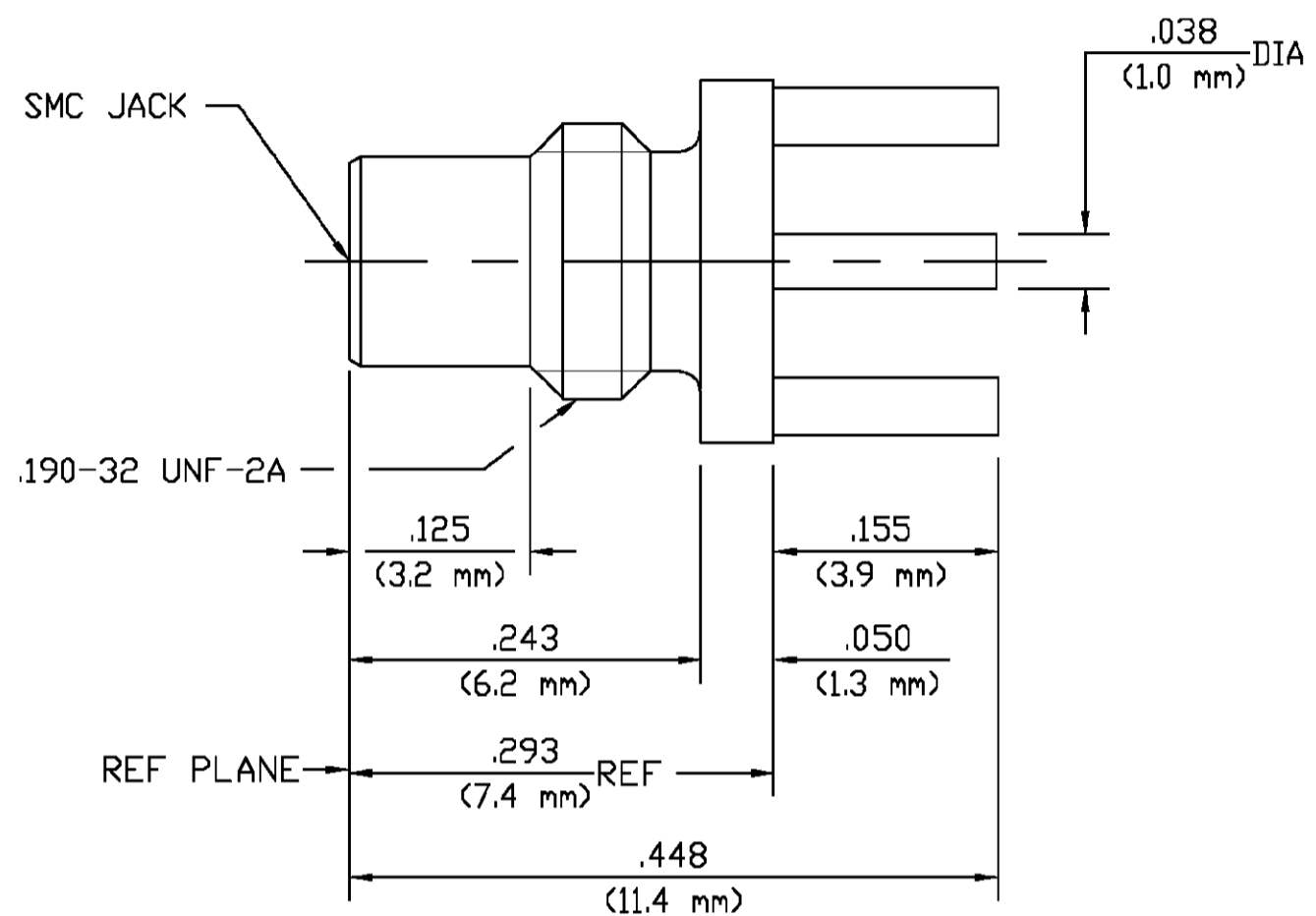
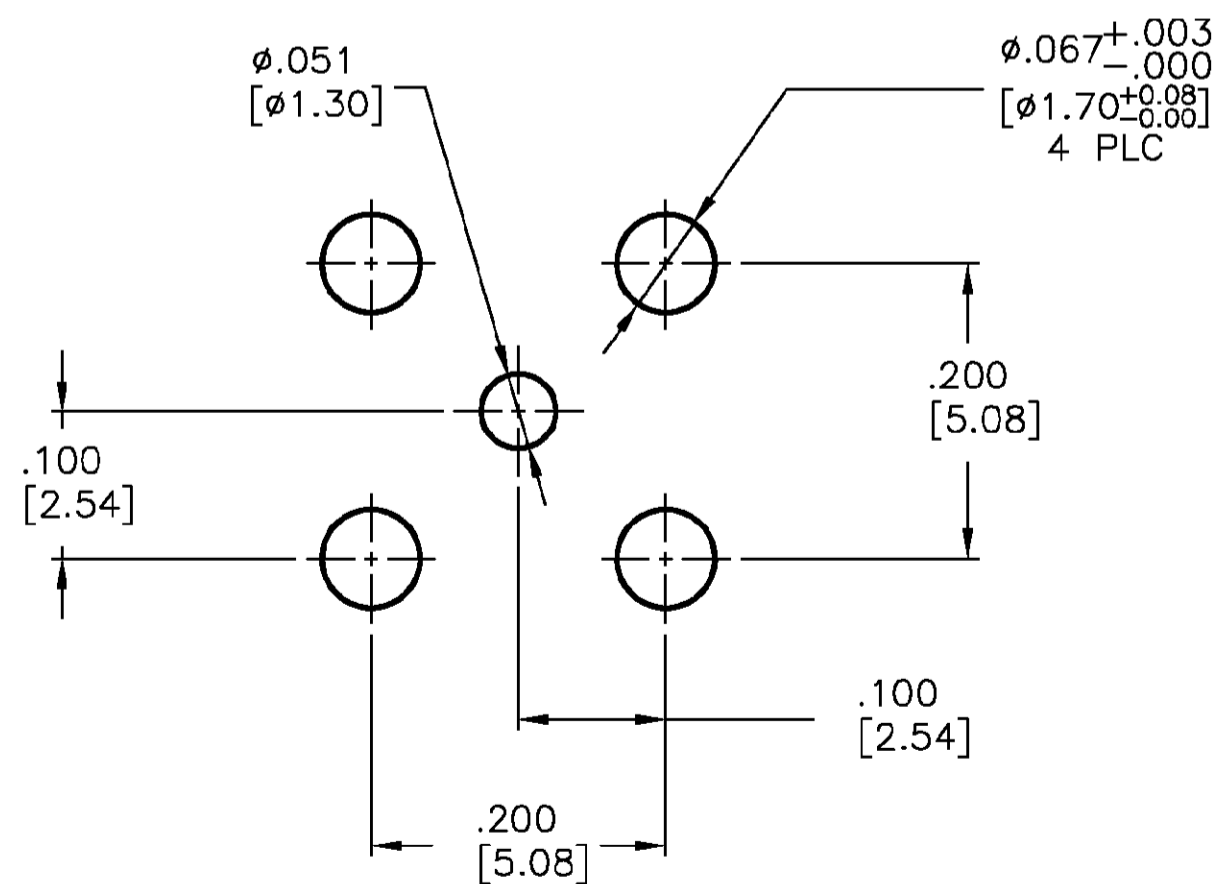


THIS DRAWING IS UNPUBLISHED. RELEASED FOR PUBLICATION  
 © COPYRIGHT BY TYCO ELECTRONICS CORPORATION. ALL RIGHTS RESERVED.

LOC	DIST	REVISIONS			
P	LTR	DESCRIPTION	DATE	DWN	APVD
AJ	16				
C		REVISED, REDRAWN PER OS14-0278-02.	25JUL02	JGH	JGH



1. CAPTURED CENTER CONTACT.



RECOMMENDED PCB LAYOUT

1060256-1		
PART NUMBER		
HOUSING & CENTER CONTACT	BRASS PER ASTM-B-16, HALF HARD	GOLD PLATE PER MIL-G-45204
DIELECTRIC	PTFE FLUOROCARBON PER ASTM-D-1457	N/A
COMPONENT	MATERIAL	FINISH

THIS DRAWING IS A CONTROLLED DOCUMENT.		DWN J. HAVENER 25JUL2002	Tyco Electronics Corporation Harrisburg, PA 17105-3608	
DIMENSIONS: INCHES [mm]		CHK J. HAVENER 25JUL2002	NAME SMC SCREW-ON PC BOARD STRAIGHT JACK RECEPTACLE STRAIGHT TERMINAL (5062-5003-09)	
TOLERANCES UNLESS OTHERWISE SPECIFIED: 0 PLC ± - 1 PLC ± - 2 PLC ± - 3 PLC ± .005 [0.13] 4 PLC ± - ANGLES ± 1°		APVD J. HAVENER 25JUL2002	RESTRICTED TO	
MATERIAL SEE TABLE	FINISH SEE TABLE	PRODUCT SPEC APPLICATION SPEC	SIZE A2	CAGE CODE 00779
CUSTOMER DRAWING		WEIGHT -	DRAWING NO 1060256-1	SCALE 8:1
			SHEET 1	OF 1
			REV C	