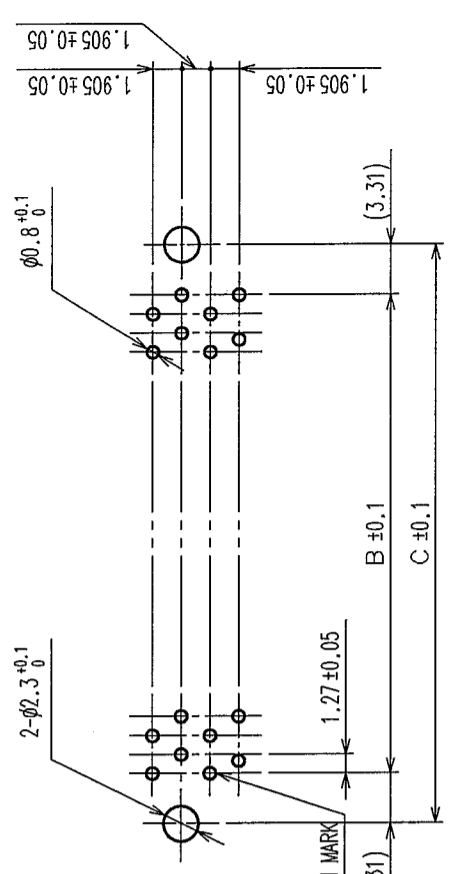


COUNT	DESCRIPTION OF REVISIONS	BY	CHKD	DATE	COUNT	DESCRIPTION OF REVISIONS	BY	CHKD	DATE
△					△				
△					△				
△					△				

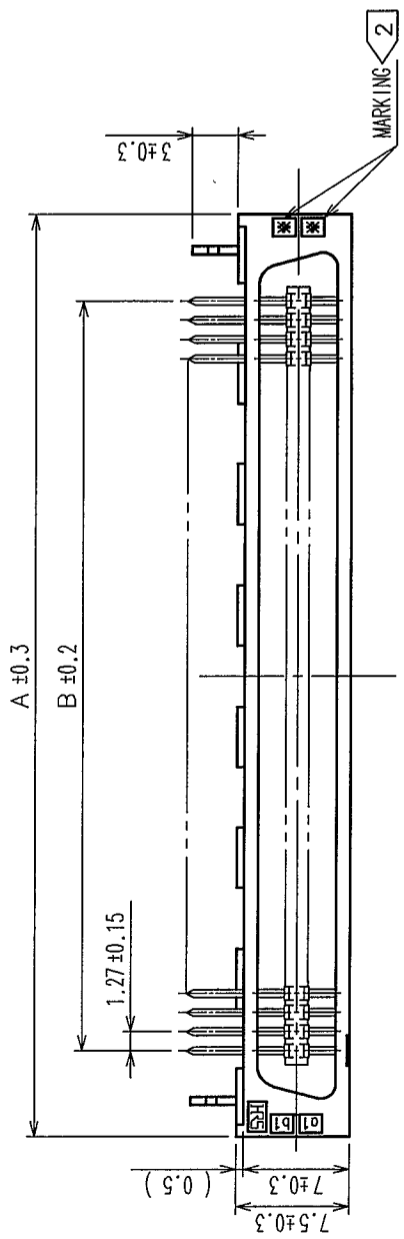
MATING SIDE



RECOMMEND PC BOARD HOLE PATTERN(MOUNTING SIDE)

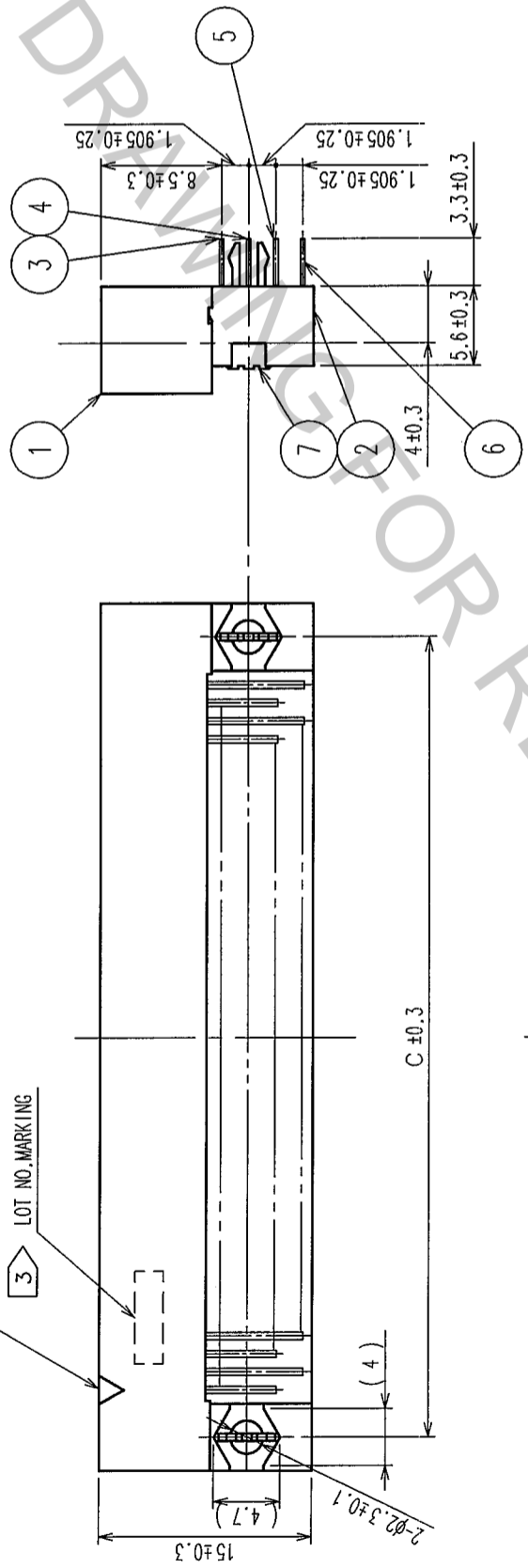
HRS No.	PART No.	1	A	B	C	2
FX2-20P-1.27DSL(71)	CL572-2651-4-71	20	22.75	11.43	18.05	10
FX2-32P-1.27DSL(71)	CL572-2652-7-71	32	30.37	19.05	25.67	16
FX2-40P-1.27DSL(71)	CL572-2653-0-71	40	35.45	24.13	30.75	20
FX2-52P-1.27DSL(71)	CL572-2654-2-71	52	43.07	31.75	38.37	26
FX2-60P-1.27DSL(71)	CL572-2655-5-71	60	48.15	36.83	43.45	30
FX2-68P-1.27DSL(71)	CL572-2656-8-71	68	53.23	41.91	48.53	34
FX2-80P-1.27DSL(71)	CL572-2657-0-71	80	60.85	49.53	56.15	40
FX2-100P-1.27DSL(71)	CL572-2658-3-71	100	73.55	62.23	68.85	50
FX2-120P-1.27DSL(71)	CL572-2659-6-71	120	86.25	74.93	81.55	60

NOTE 1 NUMBER OF PIN.  
 2 INDICATIONS.  
 3 SURFACE INDICATED LOT NO. SHALL BE OPTIONAL.  
 4 THE DIMENSIONS IN PARENTHESES ARE FOR REFERENCE.

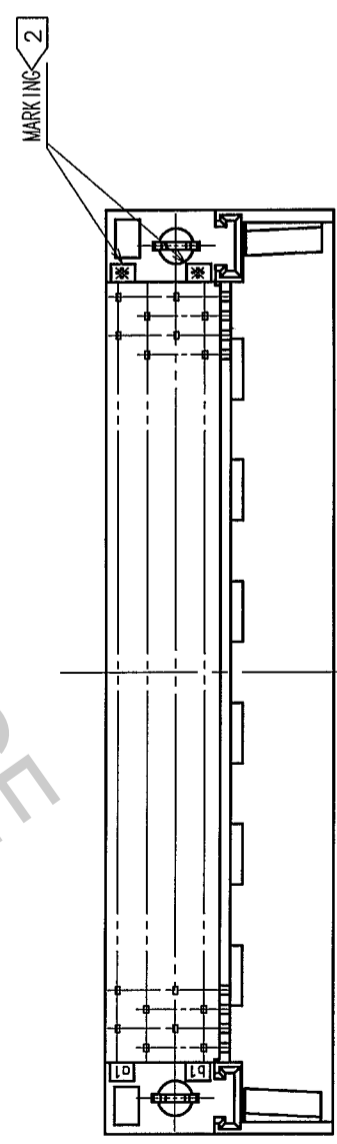


PORARIZATION MARK

3 LOT NO. MARKING



10.3±0.08×w0.5±0.1



NO.	MATERIAL	FINISH, REMARKS	NO.	MATERIAL	FINISH, REMARKS
7	PHOSPHOR BRONZE	TIN PLATED	3~6	PHOSPHOR BRONZE	
1,2	POLYAMIDE	BLACK UL94V-0			

CODE NO. (OLD)	DRAWN	DESIGNED	CHECKED	APPROVED	RELEASED
	<i>N. Sugaoka</i>	<i>N. Doi</i>	<i>N. Ogawa</i>	<i>N. Ogawa</i>	
	05-03-25	05-03-25	05-03-25	05-03-25	

DRAWING NO.	PART NO.	CONTACT AREA: GOLD	DIP AREA: TIN-PLATING	UNDER PLATING: NICKEL
EDC3-083294-21	FX2-**-P-1.27DSL(71)	0.2μm min	2μm min	2μm min

SCALE	UNITS	CODE NO.
FREE	mm	CL572

TO	
PCK	