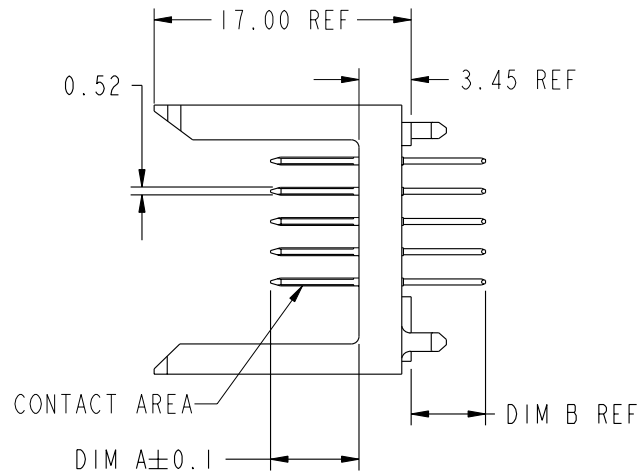
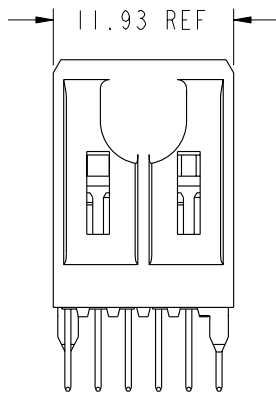
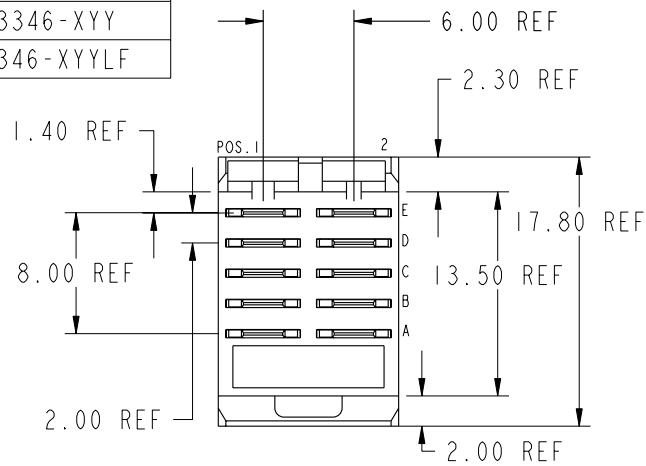


PRODUCT NUMBER
63346-XYX
63346-XYXLF



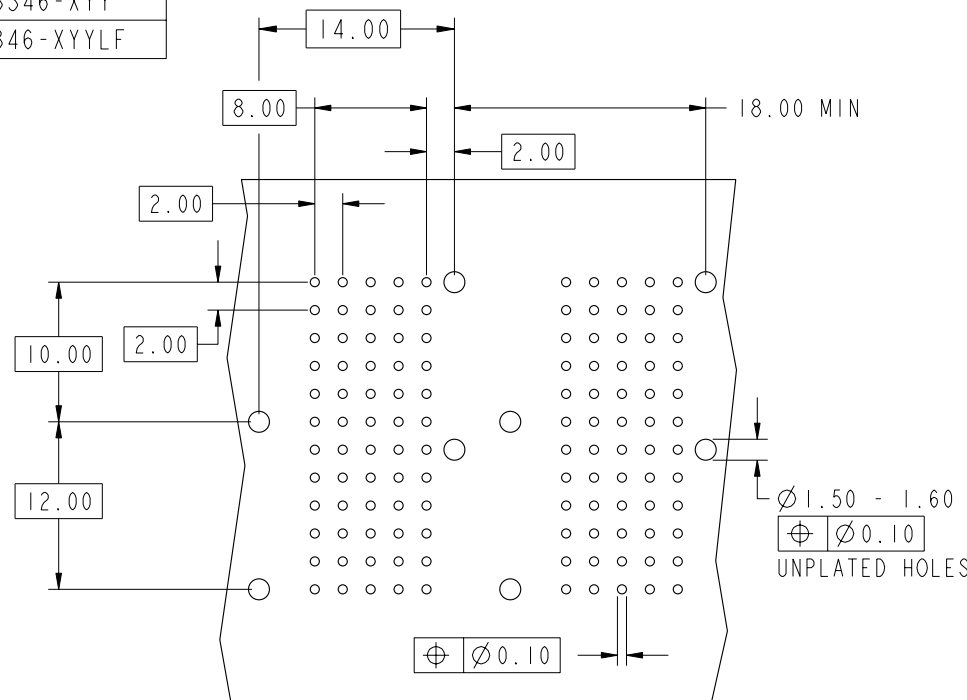
PLATING IN CONTACT AREA		
DASH NUMBER	PERFORMANCE LEVEL	NOTES
-1YY	TELCORDIA CO	-
-2YY	TELECOM CLASS	-
-3YY	IEC CLASS I	-
-5YY	TELCORDIA UE	-
-9YY	TELCORDIA CO	-
-1YYLF	TELCORDIA CO IEC CLASS I	SEE NOTE 8
-2YYLF	TELECOM CLASS	SEE NOTE 8
-5YYLF	TELCORDIA UE	SEE NOTE 8

mat'l code				--		tolerances unless otherwise specified		CUSTOMER		FCJ www.fciconnect.com	
ltr	ecm no.	dr	date	linear	0.X ± 0.3		COPY		projection	title	
A	V02642	JWS	10/17/00		0.XX ± 0.13		MM			METRAL POWER HEADER I MOD, 5 ROW STB	
B	V10908	CGD	02/22/01		.XXX ± 0.051		2:1			product family METRAL code	
C	V11897	CGD	08/27/01	angles	0° ± 2°		scale		size	dwg no	sheet
D	V21671	TAB	10/21/02	dr	T.BRUNGARD	11/19/99	A		63346	213	
E	V05-1131	VS	02/25/06	engr	M.STRAWSER	11/19/99	A		1 of 3		
F	V06-0498	DCH	2006-05-30	chr	M.STRAWSER	11/19/99	A				
				appd	M.STRAWSER	02/29/00	A				
sheet index		revision sheet	F 1	F 2	F 3						

This document is the property of and embodies
 CONFIDENTIAL and PROPRIETARY information of FCJ.
 No part of the information shown on this
 document may be used in any way or disclosed
 to others without the written consent of FCJ.
 Copyright FCJ.

PRODUCT NUMBER
63346-XYX
63346-XYXLF

KEY		
CODE	DIMENSIONS	
	DIM "A" MATE	DIM "B" TAIL
P01	6.50	4.25
P02	7.25	4.25
P03	8.00	4.25
P04	5.00	4.25
P05	5.75	4.25



REQUIRED PCB BOARD LAYOUT
COMPONENT SIDE
SEE PRINT 58351 FOR
ADDITIONAL PCB INFORMATION

NOTES:

- FOR DIM A AND B SEE SHEET 2 AND UP.
- BODY MATERIAL: LIQUID CRYSTAL POLYMER 30 % GLASS. FLAME RETARDANT ACC. UL 94-V0.
- PIN MATERIAL: PHOSPHOR BRONZE.
- PLATING ON PRESS-FIT TAIL:
63346-XYX IS SnPb
63346-XYXLF IS Sn (LEAD FREE).
PLATING ON CONTACT AREA CONFORMS TO PERFORMANCE LEVEL SHOWN IN TABLE.
- PRODUCT MARKING:
PART NUMBER DESIGNATION & BATCH I.D.
- ALL PRODUCTS WITH PART NUMBERS SHOWN IN SUBSEQUENT TABLES WILL BE PACKAGED IN TUBES. IF TRAY PACKAGING IS REQUIRED, A SUFFIX "P" WILL BE ADDED TO THE END OF THE PART NUMBER. EXAMPLE: XXXXX-XXXP OR XXXXX-XXXPLF.
- PRODUCT SPECIFICATION GS-12-180. APPLICATION SPECIFICATION BUS-20-073.
- THE PRODUCTS WHERE THE PART NUMBER ENDS IN LF MEET THE EUROPEAN UNION DIRECTIVES AND OTHER COUNTRY REGULATIONS AS DESCRIBED IN GS-22-008.
- FOR LEAD FREE PART NUMBERS, ADD AN "LF" SUFFIX. EXAMPLE: 63346-XYXLF
- ALL PRODUCTS WILL WITHSTAND EXPOSURE TO 260° FOR 60 SECONDS IN A CONVECTION, INFRA-RED OR VAPOR PHASE REFLOW OVEN.

mat'l code				--		tolerances unless otherwise specified		CUSTOMER		FCI	
ltr	ecr no.	dr	date	linear	0.X ±0.3		COPY		www.fciconnect.com		
F					0.XX ±0.13		projection		title		
					.XXX ±0.051		MM		METRAL POWER HEADER		
				angles	0° ±2°		MM		I MOD, 5 ROW STB		
				dr	T.BRUNGARD	11/19/99	scale		product family		code
				engr	M.STRAWSER	11/19/99	2:1		METRAL		213
				chr	M.STRAWSER	11/19/99	A		size		sheet
				appd	M.STRAWSER	02/29/00			63346		2
sheet index		revision sheet									

This document is the property of and embodies CONFIDENTIAL and PROPRIETARY information of FCI. No part of the information shown on this document may be used in any way or disclosed to others without the written consent of FCI. Copyright FCI.



B

B

Pro/E

cage code 22526

PDM: Rev:F

STATUS: Released

Printed: May 03, 2009

1 | 2

3 |

4

METRAL P/N	ROW	CONTACT CODE MOD. I	
		1	2
63346-X01 SEE NOTE 9 LEAD FREE OPTION	E	P04	P04
	D	P04	P04
	C	P04	P04
	B	P04	P04
	A	P04	P04

METRAL P/N	ROW	CONTACT CODE MOD. I	
		1	2
63346-X05 SEE NOTE 9 LEAD FREE OPTION	E	P05	P05
	D	P05	P05
	C	P05	P05
	B	P02	P02
	A	P05	P05

METRAL P/N	ROW	CONTACT CODE MOD. I	
		1	2
63346-X09 SEE NOTE 9 LEAD FREE OPTION	E	P02	P02
	D	P02	P02
	C	P02	P02
	B	P02	P02
	A	P02	P02

METRAL P/N	ROW	CONTACT CODE MOD. I	
		1	2
63346-X02 SEE NOTE 9 LEAD FREE OPTION	E	P04	P04
	D	P04	P04
	C	P04	P04
	B	P04	P04
	A	P01	P01

METRAL P/N	ROW	CONTACT CODE MOD. I	
		1	2
63346-X06 SEE NOTE 9 LEAD FREE OPTION	E	P01	P01
	D	P01	P01
	C	P02	P02
	B	P03	P03
	A	P03	P03

METRAL P/N	ROW	CONTACT CODE MOD. I	
		1	2
63346-X10 SEE NOTE 9 LEAD FREE OPTION	E	P03	P03
	D	P03	P03
	C	P03	P03
	B	P03	P03
	A	P03	P03

METRAL P/N	ROW	CONTACT CODE MOD. I	
		1	2
63346-X03 SEE NOTE 9 LEAD FREE OPTION	E	P05	P05
	D	P01	P01
	C	P05	P05
	B	P05	P05
	A	P01	P01

METRAL P/N	ROW	CONTACT CODE MOD. I	
		1	2
63346-X07 SEE NOTE 9 LEAD FREE OPTION	E	P01	P01
	D	P01	P01
	C	P01	P01
	B	P03	P03
	A	P01	P01

METRAL P/N	ROW	CONTACT CODE MOD. I	
		1	2
63346-X04 SEE NOTE 9 LEAD FREE OPTION	E	P01	P01
	D	P01	P01
	C	P01	P01
	B	P01	P01
	A	P01	P01

METRAL P/N	ROW	CONTACT CODE MOD. I	
		1	2
63346-X08 SEE NOTE 9 LEAD FREE OPTION	E	P05	P05
	D	P05	P05
	C	P05	P05
	B	P05	P05
	A	P05	P05



This document is the property of and embodies CONFIDENTIAL and PROPRIETARY information of FCI. No part of the information shown on this document may be used in any way or disclosed to others without the written consent of FCI. Copyright FCI.

A

A

B

B

mat'l code				tolerances unless otherwise specified		CUSTOMER		 www.fciconnect.com	
ltr	ecn no.	dr	date	linear	0.X ±0.3	COPY			title METRAL POWER HEADER I MOD, 5 ROW STB
F					0.XX ±0.13	projection			
					.XXX ±.051				
				angles	0° ±2°				
		dr	T.BRUNGARD	11/19/99			product family		METRAL
		enrg	M.STRAWSER	11/19/99			size		dwg no
		chr	M.STRAWSER	11/19/99			scale		2:1
		appd	M.STRAWSER	02/29/00			A		63346
sheet index		revision sheet							
								cage code 22526	

1 | 2

3 |

4