

Plug - SP 4/1 GNYE - 3061046

Please be informed that the data shown in this PDF Document is generated from our Online Catalog. Please find the complete data in the user's documentation. Our General Terms of Use for Downloads are valid (<http://download.phoenixcontact.com>)



Plug, Connection method: Spring-cage connection, Number of positions: 1, Cross section: 0.08 mm² - 6 mm², AWG: 28 - 10, Width: 6.2 mm, Height: 41.5 mm, Color: green-yellow

The illustration shows the gray 6-position version

Product Features

- Large-surface labeling option
- Tested for railway applications
- Practical coding option



Key commercial data

Packing unit	1 1
Weight per Piece (excluding packing)	4.69 GRM
Custom tariff number	85366990
Country of origin	Poland

Technical data

General

Number of levels	1
Number of connections	1
Color	green-yellow
Insulating material	PA
Inflammability class according to UL 94	V0
Area of application	Railway industry
	Mechanical engineering
	Plant engineering
Maximum load current	32 A (with 6 mm ² conductor cross section)
Rated surge voltage	8 kV

Plug - SP 4/1 GNYE - 3061046

Technical data

General

Pollution degree	3
Surge voltage category	III
Insulating material group	I
Connection in acc. with standard	IEC 61984
Nominal current I _N	32 A
Nominal voltage U _N	800 V
Open side panel	nein
Number of positions	1

Dimensions

Width	6.2 mm
Length	21 mm
Height	41.5 mm

Connection data

Conductor cross section solid min.	0.08 mm ²
Conductor cross section solid max.	6 mm ²
Conductor cross section AWG/kcmil min.	28
Conductor cross section AWG/kcmil max.	10
Conductor cross section stranded min.	0.08 mm ²
Conductor cross section stranded max.	4 mm ²
Min. AWG conductor cross section, stranded	28
Max. AWG conductor cross section, stranded	12
Conductor cross section stranded, with ferrule without plastic sleeve min.	0.14 mm ²
Conductor cross section stranded, with ferrule without plastic sleeve max.	4 mm ²
Conductor cross section stranded, with ferrule with plastic sleeve min.	0.14 mm ²
Conductor cross section stranded, with ferrule with plastic sleeve max.	4 mm ²
2 conductors with same cross section, stranded, TWIN ferrules with plastic sleeve, min.	0.5 mm ²
2 conductors with same cross section, stranded, TWIN ferrules with plastic sleeve, max.	1 mm ²
Connection method	Spring-cage connection
Stripping length	10 mm
Internal cylindrical gage	A4

Classifications

eCl@ss

eCl@ss 4.0	272607xx
------------	----------

Plug - SP 4/1 GNYE - 3061046

Classifications

eCl@ss

eCl@ss 4.1	27260701
eCl@ss 5.0	27260701
eCl@ss 5.1	27260701
eCl@ss 6.0	27141151
eCl@ss 7.0	27141151
eCl@ss 8.0	27141151

ETIM

ETIM 2.0	EC000897
ETIM 3.0	EC000897
ETIM 4.0	EC002021
ETIM 5.0	EC002021

UNSPSC

UNSPSC 6.01	30211802
UNSPSC 7.0901	39121402
UNSPSC 11	39121402
UNSPSC 12.01	39121402
UNSPSC 13.2	39121402

Approvals

Approvals

Approvals

CSA / UL Recognized / VDE Gutachten mit Fertigungsüberwachung / cUL Recognized / GOST / GOST / IECCEB Scheme / cULus Recognized


Ex Approvals

Approvals submitted


Approval details

Plug - SP 4/1 GNYE - 3061046


Approvals

CSA 


	B	C
mm ² /AWG/kcmil	24-12	24-12
Nominal current I _N	30 A	30 A
Nominal voltage U _N	600 V	600 V

UL Recognized 


	B	C
mm ² /AWG/kcmil	28-10	28-10
Nominal current I _N	30 A	30 A
Nominal voltage U _N	600 V	600 V


VDE Gutachten mit Fertigungsüberwachung 

mm ² /AWG/kcmil	0.2-6
Nominal voltage U _N	800 V

cUL Recognized 


	B	C
mm ² /AWG/kcmil	28-10	28-10
Nominal current I _N	30 A	30 A
Nominal voltage U _N	600 V	600 V


GOST 

GOST 

Plug - SP 4/1 GNYE - 3061046

Approvals

IECEE CB Scheme 	
mm ² /AWG/kcmil	0.2-6
Nominal voltage UN	800 V

cULus Recognized 	
--	--

Accessories

Accessories

Insulating sleeve

Insulating sleeve - ISH 4/0,5 - 3002885



Insulating sleeve, Color: gray

Insulating sleeve - ISH 4/1,0 - 3002898



Insulating sleeve, Color: black

Mounting material

Latching - PR - 3040559



Latching, Number of positions: 1, Color: orange

Plug - SP 4/1 GNYE - 3061046

Accessories

Latching - PR/2 - 3040630



Latching, Number of positions: 2, Color: orange

Latching - PRZ - 3040614



Latching, Length: 3 mm, Width: 5.2 mm, Number of positions: 2, Color: orange

Shield connection

Shield connection clamp - PSH 3-6 - 3040591



Shield connection clamp, Color: black

Shield connection clamp - PSH 5-10 - 3040601



Shield connection clamp, Color: black

Strain relief

Strain relief - PZ/4 - 3040643



Strain relief, Number of positions: 4, Color: black

Plug - SP 4/1 GNYE - 3061046

Accessories

Drawings

Circuit diagram

