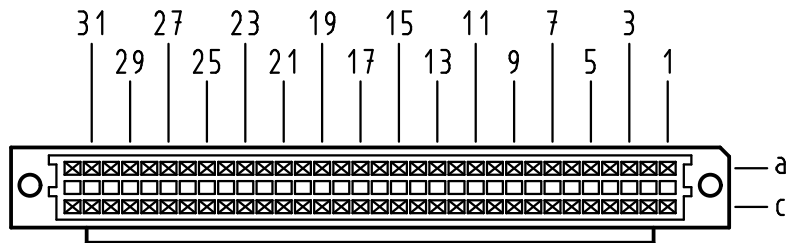


X  
Kontaktanordnung  
contact arrangement

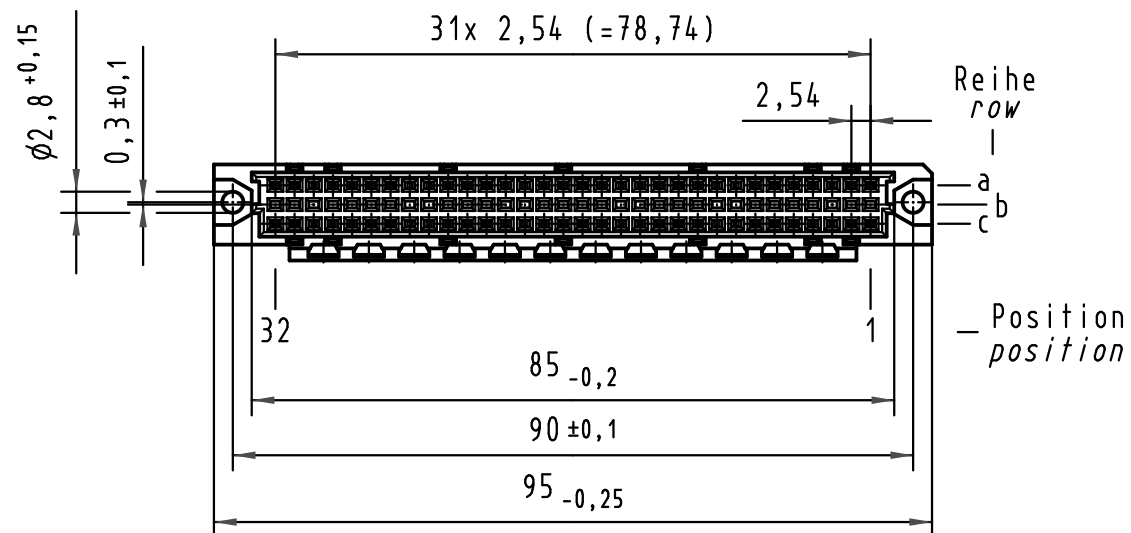
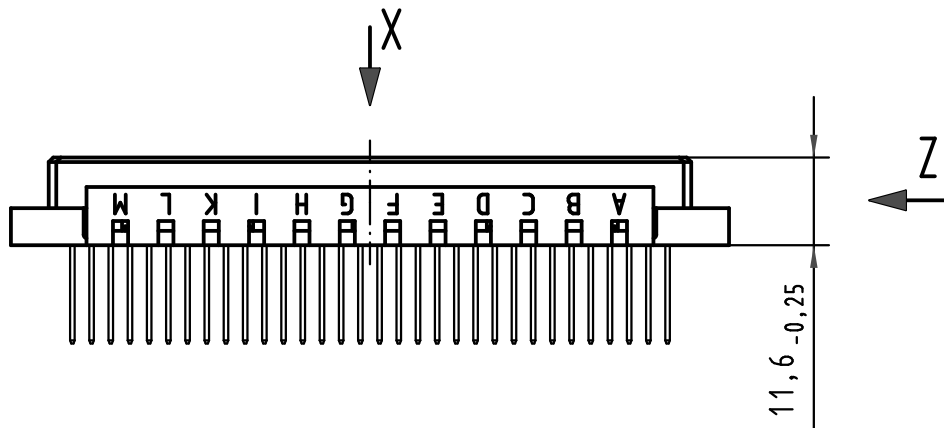
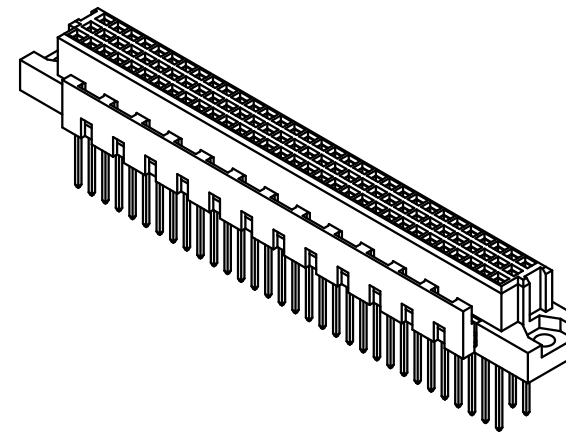
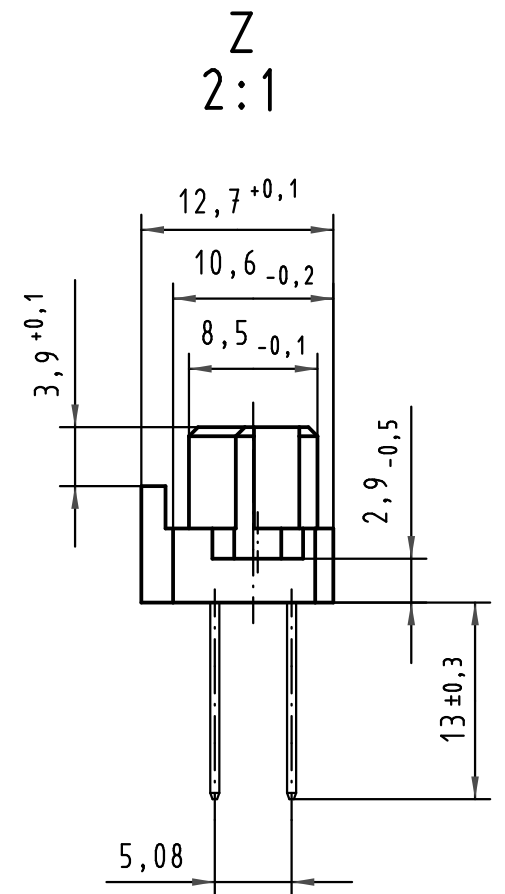
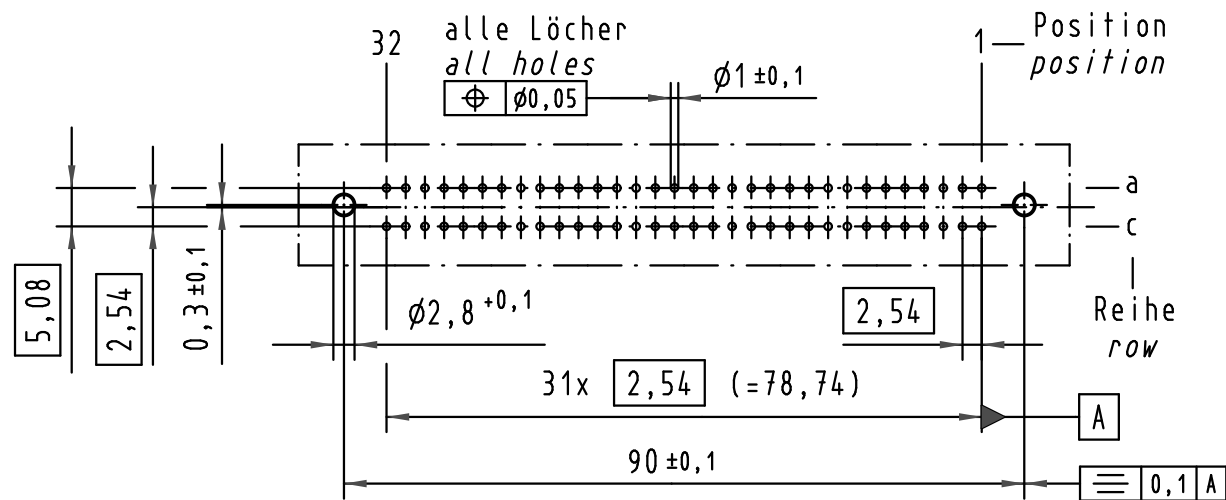


64 Signal Kontakte  
64 signal contacts

☒ = Kontaktposition belegt  
= position with contact

☐ = Kontaktposition nicht belegt  
= position without contact

X  
(Lochbild)  
(board drillings)



09 03 764 6821	2	Au über/over Ni
Bestell-Nr. part-no.	Anforderungsstufe nach IEC performance level acc. to IEC	Kontaktoberfläche contact plating

All Dimensions in mm Original Size DIN A 3			Techn. Character.			Nicht tolerierte Maße / Free size tolerances IEC 60603-2			
				Dat.	Name	Maßstab/Scale 1:1 (2:1)	Bauform C Federleiste mit Kodierung WW 13, 64 pol. type C female connector with coding WW 13, 64 pol.		
			Detail.	23.05.00	Rie.				
			Insp.	23.05.00	Ko.				
			Stand.						
34650	31.08.07	LehT	HARTING Electronics GmbH & Co. KG			HARTING	TB 09 03 764 x821		
28004			D-32339 ESPELKAMP						
Mod.	Dat.	Name					Blatt/ page		