

NRS5040T4R7NMGKV



■ Features

- Item Summary
4.7uH±30%, 3.1A, 4.9x4.9x4.1mm
- Lifecycle Stage
Mass Production
- AEC-Q200 qualified
- Standard packaging quantity (minimum)
Taping Embossed 1500pcs

■ Products characteristics table

| | |
|---|---|
| Inductance | 4.7 uH ± 30 % |
| Case Size (mm) | 4.9x4.9 |
| Rated Current (max) | 3.1 A |
| Saturation Current (max) | 3.3 A |
| Temperature Rise Current (max) | 3.1 A |
| DC Resistance (max) | 37.7 mΩ |
| DC Resistance (typ) | 29 mΩ |
| LQ Measuring Frequency | 100 kHz |
| Self Resonant Frequency (min) | 28 MHz |
| Operating Temp. Range | -40 to +125 °C (Including-self-generated heat) |
| Temperature characteristic (Inductance change) | ± 20 % |
| RoHS2 Compliance (10 subst.) | Yes |
| REACH Compliance (173 subst.) | Yes |
| Halogen Free | Yes |
| Soldering | Reflow |

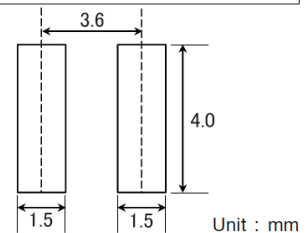
■ External Dimensions

| | |
|--------------|--------------|
| Dimension L | 4.9 ± 0.2 mm |
| Dimension W | 4.9 ± 0.2 mm |
| Dimension H | Max 4.1 mm |
| Dimension e | 1.2 ± 0.2 mm |
| Dimension f | 3.3 ± 0.2 mm |
| Dimension ΔI | Typ 1.3 mm |

■ Recommended Land Patterns

【推奨ランドパターン】
実装上の注意
・実装状態を確認の上ご使用くださいますようお願いいたします。
・本製品のはんだ付けはリフローはんだ工法に限りま。

【Recommended Land Patterns】
Surface Mounting
・Mounting and soldering conditions should be checked beforehand.
・Applicable soldering process to these products is reflow soldering only.



SMD Power Inductors for Industrial / Automotive Comfort and Safety Applications
(NR series S type)(AEC-Q200 qualified)

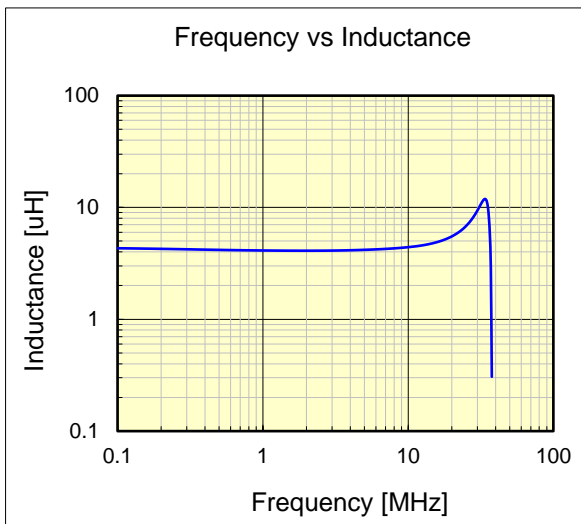
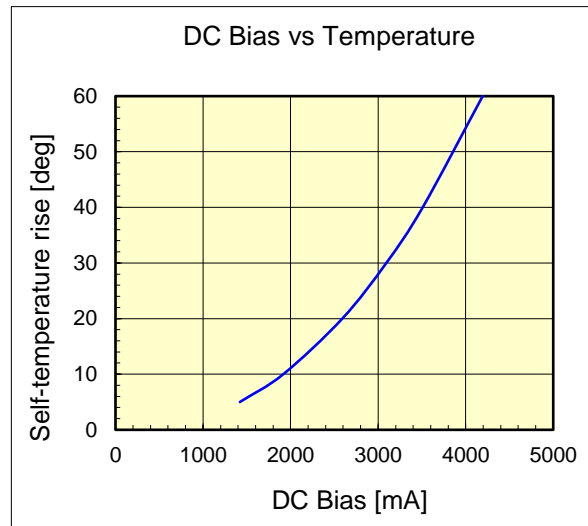
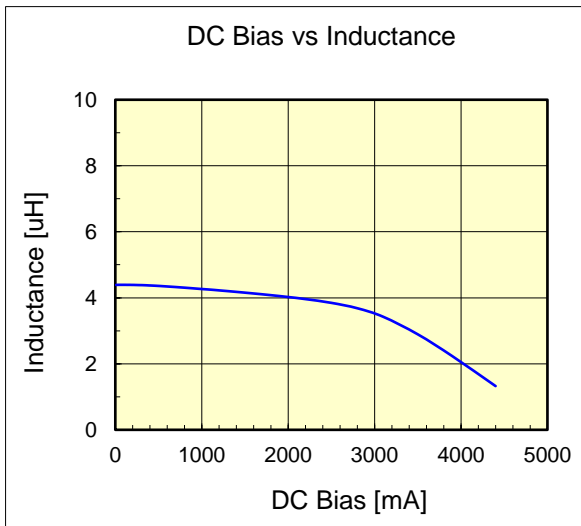
NRS5040T4R7NMGKV



AEC-Q200 qualified

| Dimension | unit : mm | unit : inch |
|-----------|-------------|---------------------|
| Length : | 4.9 +/- 0.2 | (0.193 +/- 0.008) |
| Width : | 4.9 +/- 0.2 | (0.193 +/- 0.008) |
| Height : | 4.1 max. | (0.161 max.) |

| | | |
|--|----------------|----------------------------|
| Inductance : | 4.7 | uH (test freq at 0.1MHz) |
| DC Resistance : | 0.029 / 0.0377 | ohm (typ / max) |
| Saturation Current : | 3,300 | mA (max) |
| Temp. rise Current : | 3,100 | mA (max) |
| Saturation current typical : 30% reduction from initial L value. | | |
| Temp rise Current typical : Temperature will rise by 40 deg C | | |



The data is reference only. Electrical characteristics vary depending on environment or measurement condition. TAIYO YUDEN reserves the right to make change to the data at any time without notice. Before making final selection, please check product specification.

The products are tested based on the test conditions and methods defined in AEC-Q200. Please consult with TAIYO YUDEN for the details of the product specification and AEC-Q200 test results, etc., and please review and approve TAIYO YUDEN's product specification before ordering.