

Chip Termination 100 Watts, 50W



Description

The A100N50X4A is high performance Aluminum Nitride (AlN) chip termination intended as an alternative to Beryllium Oxide (BeO). The termination is well suited to all cellular frequency bands such as; AMPS, GSM, DCS, PCS, PHS and UMTS. The high power handling makes the part ideal for terminating circulators and for use in power combiners. The termination is also RoHS compliant!

General Specifications

Resistive Element	Thick film
Substrate	AlN Ceramic
Terminal Finish	Matte Tin over Nickel Barrier
Operating Temperature	-55 to +150°C (see de rating chart)

Tolerance is $\pm 0.010"$, unless otherwise specified. Designed to meet or exceed applicable portions of MIL-E-5400. All dimensions in inches.

Features:

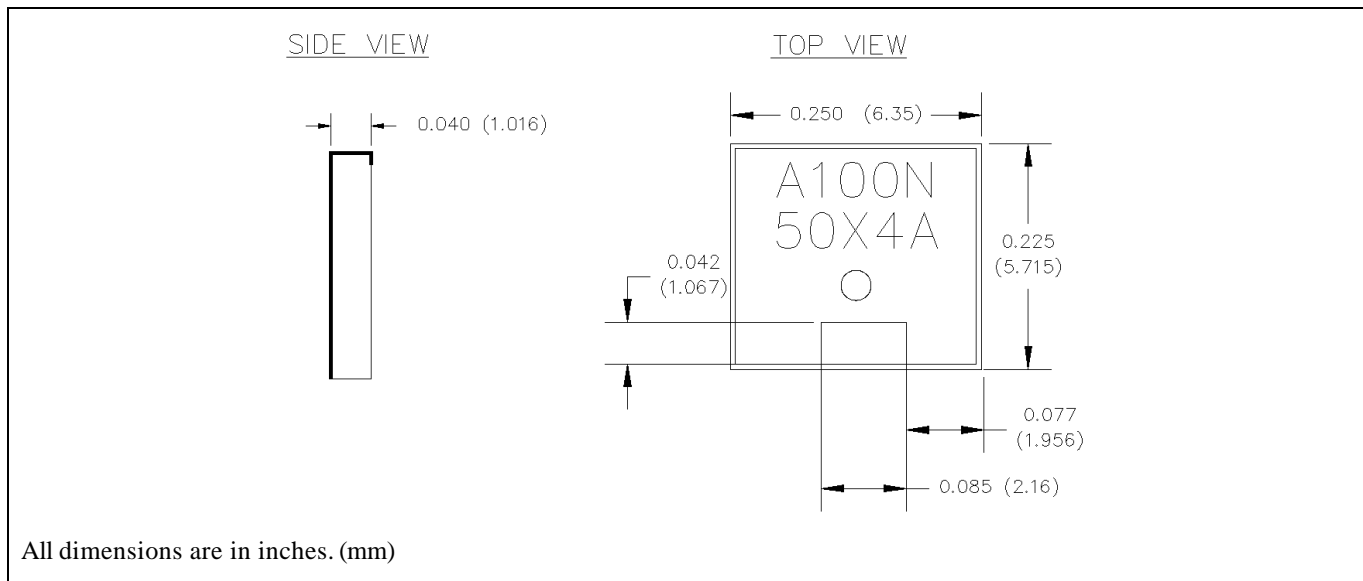
- RoHS Compliant
- 100 Watts
- DC – 3.5 GHz
- AlN Ceramic
- Non-Nichrome Resistive Element
- Low VSWR
- 100% Tested
- Small Size

Electrical Specifications


Resistance Value:	50 Ohms, $\pm 2\%$
Power:	100 Watts
Frequency Range:	DC – 3.5 GHz
V.S.W.R.:	1.12 : 1 DC – 3.0 GHz 1.22 : 1 DC – 3.5 GHz

Specification based on unit properly installed using suggested mounting instructions and a 50 ohm nominal impedance. **Specifications subject to change.**

Outline Drawing

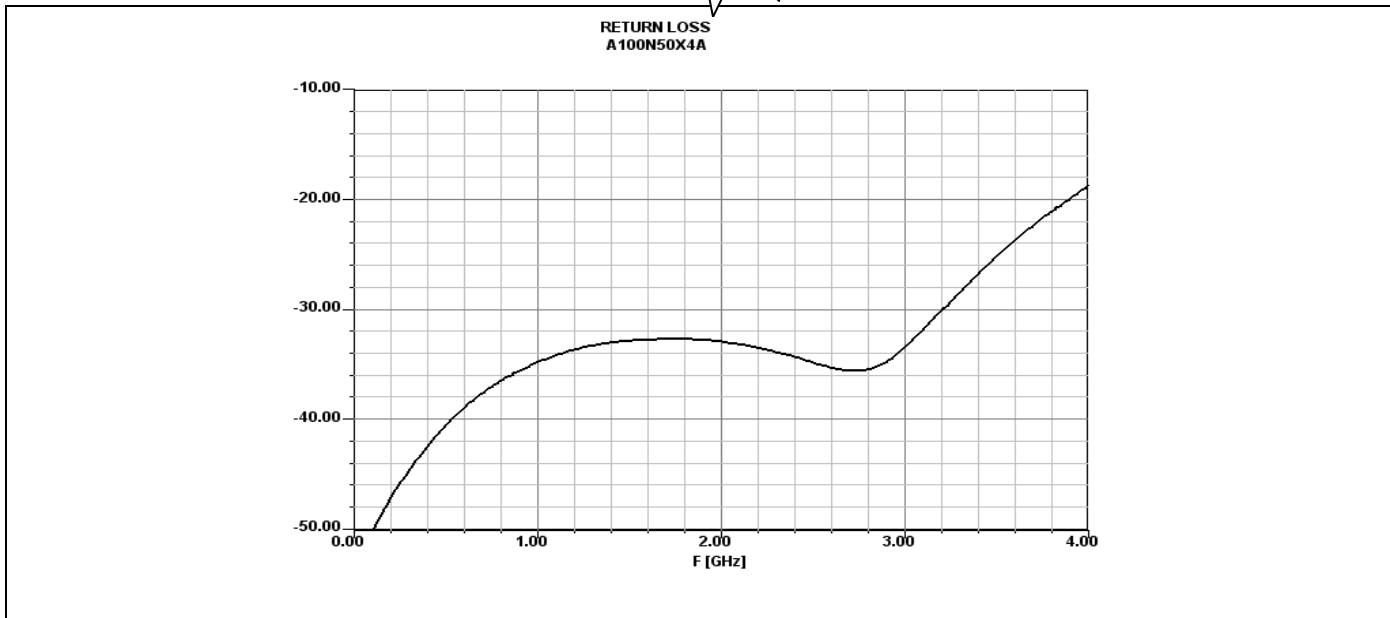


A100N50X4A (097) REV. C

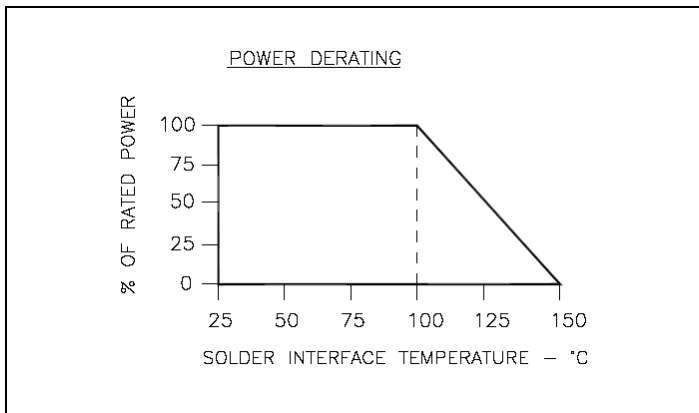




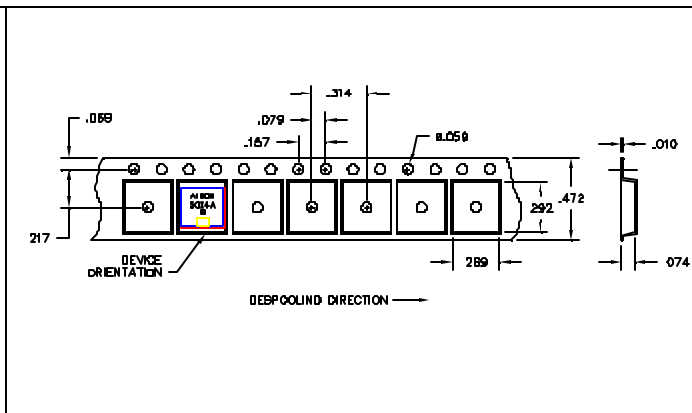
Typical Performance:



Power De-rating:



Tape & Reel Available:



Mounting Footprint and Procedure:

SUGGESTED STRESS RELIEF METHODS
SCALE: NONE

NOT RECOMMENDED APPLICATION
SCALE: NONE

1. MAKE SURE THAT THE DEVICES ARE MOUNTED ON FLAT SURFACES (.001" UNDER THE DEVICE) TO OPTIMIZE THE HEAT TRANSFER.
2. POSITION DEVICE ON MOUNTING SURFACE AND SOLDER IN PLACE USING A LEAD FREE TYPE OR SN96 TYPE SOLDER.
3. SOLDER LEADS IN PLACE USING AN SN96 TYPE SOLDER WITH A CONTROLLED TEMPERATURE IRON (250°C).

A100N50X4A (097) REV. C

