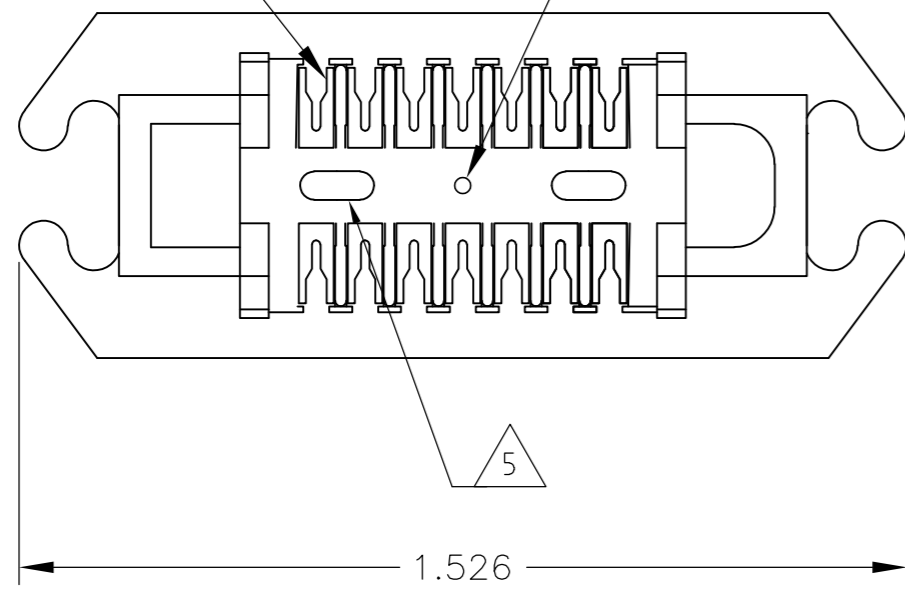


THIS DRAWING IS UNPUBLISHED. RELEASED FOR PUBLICATION
 © COPYRIGHT BY TYCO ELECTRONICS CORPORATION. ALL INTERNATIONAL RIGHTS RESERVED.

LOC	DIST	REVISIONS			
P	LTR	DESCRIPTION	DATE	DWN	APVD
GP	00	L	REVISED PER ECO-10-020106	14DEC2010	CJV PAR

TERMINAL 14 REQUIRED
 BLUE COLOR DOT LOCATED IN CENTER

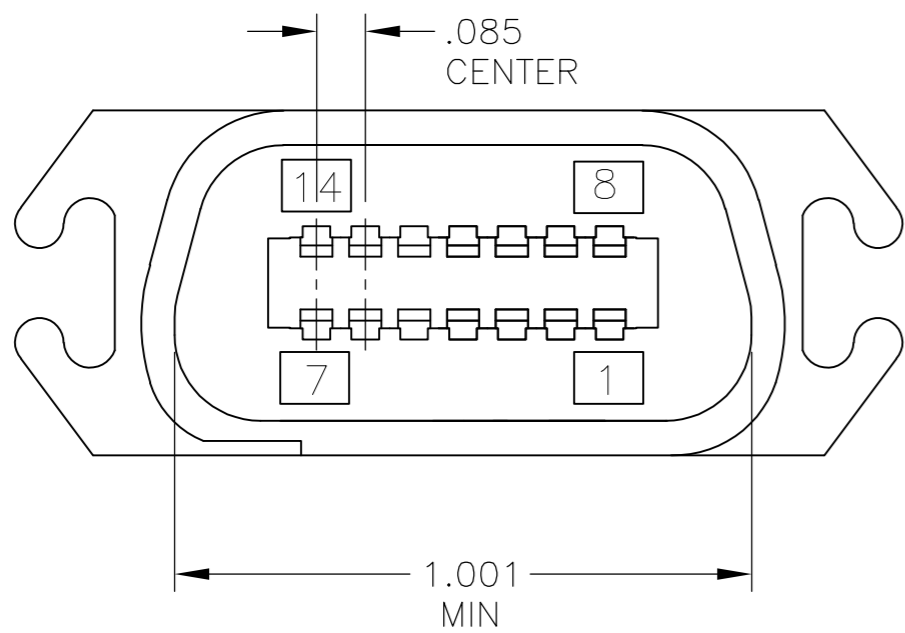
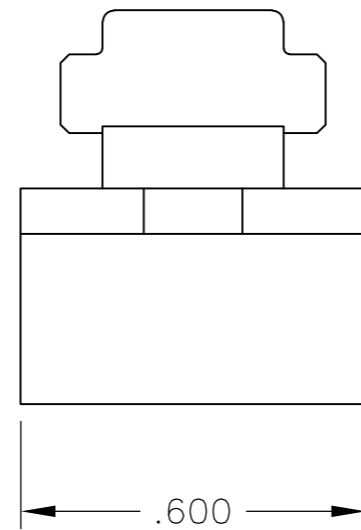
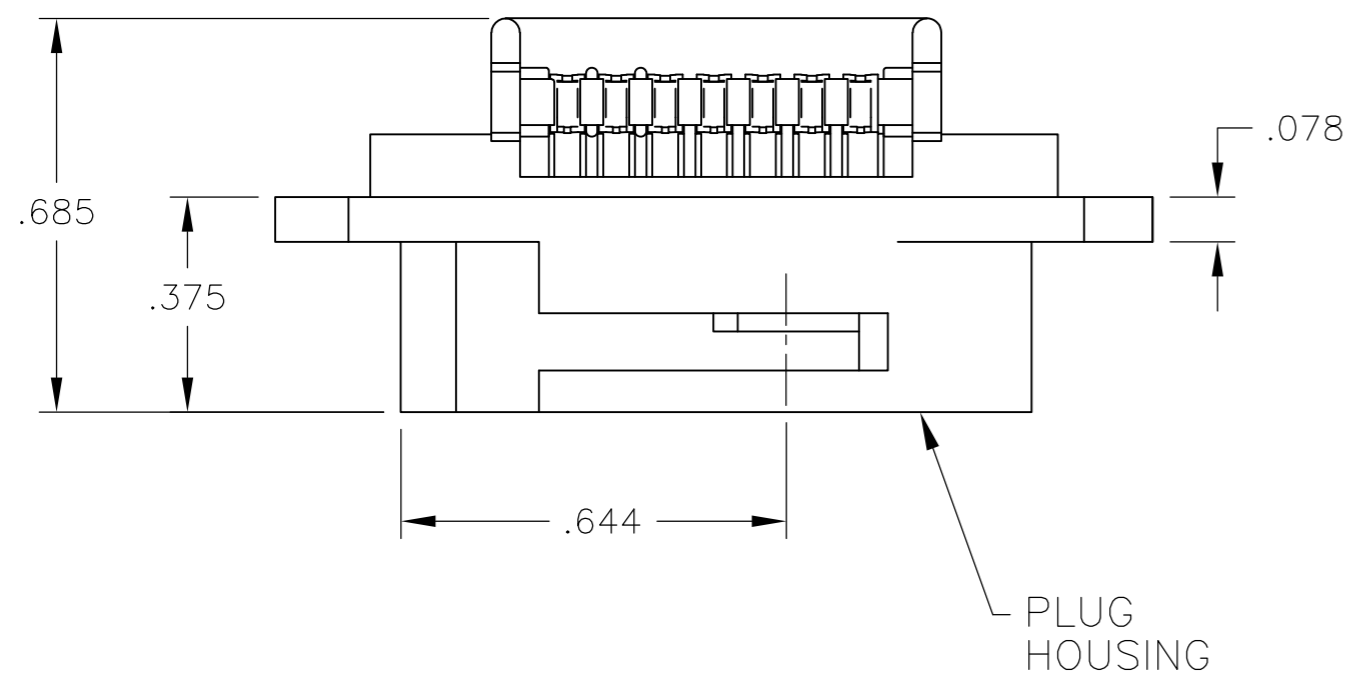


1. THE CONTACT SURFACES OF THE TERMINALS ARE COATED WITH LUBRICANT.
2. ALL DIMENSIONS SHOWN ARE FOR REFERENCE ONLY UNLESS OTHERWISE SPECIFIED.

3 MATERIAL:
 HOUSING - THERMOPLASTIC (BLACK)
 TERMINALS: - HIGH STRENGTH COPPER ALLOY PLATED WITH .000030 MIN GOLD OR GOLD FLASH OVER PALLADIUM NICKEL PLATE, .000030 MIN TOTAL ON MATING SURFACE. .000050 MIN NICKEL UNDERPLATE OVER ENTIRE TERMINAL.

4. WIRE SIZE: 24 & 26 AWG SOLID & 24 AWG 7 STRANDS OF COPPER CONDUCTORS. MAX INSULATION DIAMETER OF .045 IS ACCEPTABLE FOR MOST APPLICATIONS.

5 CORING MAY OR MAY NOT APPEAR AND IS AT THE DISCRETION OF TYCO ELECTRONICS.



552270-1
 PART NUMBER

THIS DRAWING IS A CONTROLLED DOCUMENT.		DWN DL DRUMMOND 06-JUN-00	Tyco Electronics Corporation Harrisburg, PA 17105-3608	
DIMENSIONS: INCHES		CHK DL DRUMMOND 06-JUN-00		
TOLERANCES UNLESS OTHERWISE SPECIFIED:		APVD EW BEILES 06-JUN-00	NAME ASSEMBLY, PLUG, 14 POSITION, B SLOT (CHAMP-LOK, BAIL-LOCK)	
0 PLC ± - 1 PLC ± - 2 PLC ± - 3 PLC ± - 4 PLC ± - ANGLES ± -		PRODUCT SPEC -	SIZE A2	CAGE CODE 00779
MATERIAL 3		FINISH 3	DRAWING NO C=552270	RESTRICTED TO -
CUSTOMER DRAWING			SCALE NTS	SHEET 1 of 1