

4-Port Directional H/V MIMO Antenna

2.4-2.5 & 5.15-5.9 GHz 14 DBI 4-PORT DIRECTIONAL H/V MIMO ANTENNA



Laird's PDM245115H antenna is a 4-port directional antenna for use in 802.11n MIMO applications. Designed for low side lobe and front-to-back performance, the antenna is an excellent choice for high density WiFi applications where adjacent antenna interference is of concern. Equipped with two Vertically polarized ports and two Horizontally polarized ports, the antenna takes advantage of both polarization and spatial separation to mitigate multipath issues.

Enclosed in a compact/low profile Polycarbonate Radome and equipped with an articulating arm that can be affixed to a mast or anchored directly to a vertical surface, the antenna can be oriented to take full advantage of the antenna's directionality. Uniform and symmetrical radiation patterns provide high-level signal density into defined coverage zones. This antenna will greatly enhance the performance of 802.11n systems where physical obstructions are anticipated. The dual band frequency coverage means that a single type of antenna can be deployed with any MIMO radio in the 2.4-2.5 GHz and 5.15-5.9 GHz bands.

FEATURES AND BENEFITS

- 802.11n MIMO
- Wide band 2.4-2.5 GHz and 5.15-5.9 GHz performance
- Both Vertically and Horizontally polarized radiating elements in a single solution
- Equitable for both indoor and outdoor solution
- Low Profile
- Multipath mitigation
- Lower adjacent antenna interference
- Frequency diplexed dual polarized radiators

MARKETS

- High Density WiFi
- Stadiums, Arenas, Convention Centers
- Transport Terminals
- Campuses
- Outdoor networks

SPECIFICATIONS

ELECTRICAL SPECIFICATIONS		
Model Number	PDM245115H	
Frequency	2400-2500 MHz	5150-5900 MHz
Peak Gain	14.0 dBi	14.5 dBi
Nominal Impedance	50Ω	
VSWR (H,V)	< 1.6:1	<2.0:1 (5150-5700 MHz) < 1.5:1 (5700-5900 MHz)

USA: +1.800.492.2320
Europe: +44.1628.858.940
Asia: +852.2268.6567

wirelessinfo@lairdtech.com
www.lairdtech.com/wireless

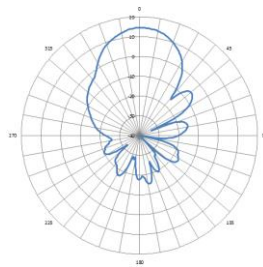
www.lairdtech.com

ELECTRICAL SPECIFICATIONS

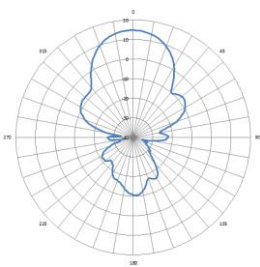
Azimuth Co-Polar First Sidelobe	-20 dB	-20 dB
Elevation Co-Polar First Sidelobe	-10 dB	-15 dB
F/B Ratio	35 dB	
Azimuth Plane 3-dB Beamwidth (Typ.)	31°	31°
Elevation Plane 3-dB Beamwidth (Typ.)	33°	27°
Power	1 Watt	
RF Connector	Type N, Female (4x)	
Radome	Polycarbonate, Color Medium Gray #GY5B048	
Operational Temperature	-40°C to +70°C	
Storage Temperature	-40°C to +85°C	
Dimensions	507 x 368 x 21.1 mm (20 x 14.5 x 0.8 in.)	
Weight (no brackets)	2.3 kg (5.1 lbs)	
Water/Foreign Body Ingress	IP67	
RoHS Compliance	Yes	

AZIMUTH PATTERNS: 2450 MHZ

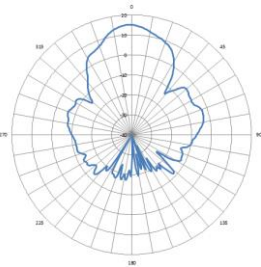
AZIMUTH PATTERNS: 5550 MHZ



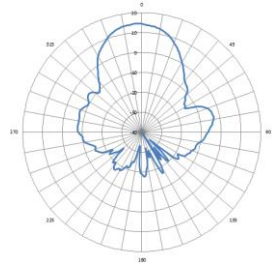
H-pol



V-pol



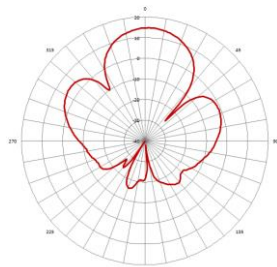
H-pol



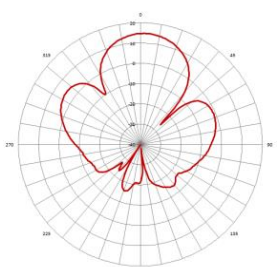
V-pol

ELEVATION PATTERNS: 2450 MHZ

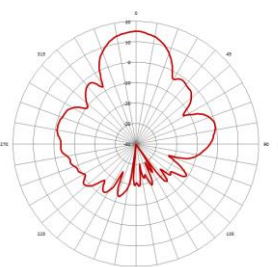
ELEVATION PATTERNS: 5550 MHZ



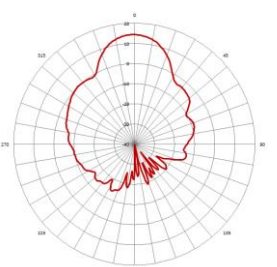
H-pol



V-pol



H-pol



V-pol

IAS-DS-PDM245115H07_1_14

Any information furnished by Laird Technologies, Inc. and its agents is believed to be accurate and reliable. All specifications are subject to change without notice. Responsibility for the use and application of Laird Technologies materials rests with the end user. Laird Technologies makes no warranties as to the fitness, merchantability, suitability or non-infringement of any Laird Technologies materials or products for any specific or general uses. Laird Technologies shall not be liable for incidental or consequential damages of any kind. All Laird Technologies products are sold pursuant to the Laird Technologies' Terms and Conditions of sale in effect from time to time, a copy of which will be furnished upon request. © Copyright 2013 Laird Technologies, Inc. All Rights Reserved. Laird, Laird Technologies, the Laird Technologies Logo, and other marks are trademarks or registered trademarks of Laird Technologies, Inc. or an affiliate company thereof. Other product or service names may be the property of third parties. Nothing herein provides a license under any Laird Technologies or any third party intellectual property rights.