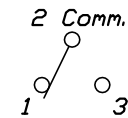
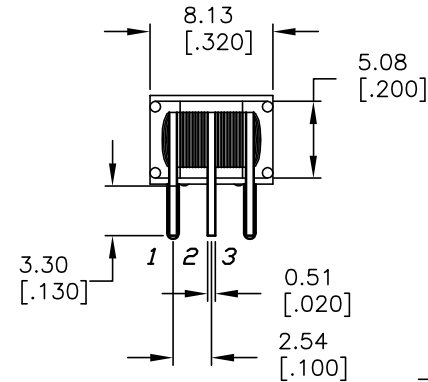
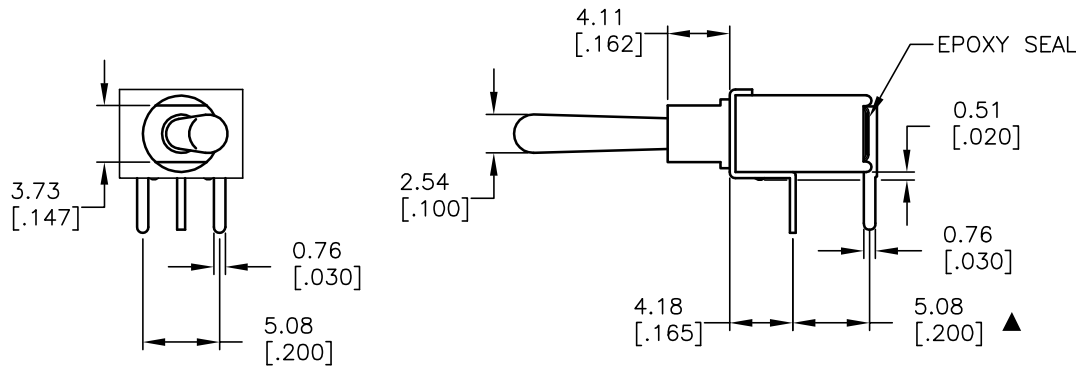


P.C.B. MOUNTING HOLES



CONTACT CONFIGURATION

NOTES:

1. ALL DIMENSIONS IN MM [INCH]
2. GENERAL TOLERANCE: X.X=±0.4  
X.XX=±0.25
3. TERM. NOS. FOR REF. ONLY
- ▲ 4. RATING: 3 AMPS @120VAC OR 28 VDC  
1 AMPS @250VAC
5. FIXED TERM. & MOVING CONTACT: SILVER PLATED COPPER ALLOY
6. ELECTRICAL LIFE: 50,000 MAKE-AND-BREAK CYCLES AT FULL LOAD.
7. INSULATION RESISTANCE: 1000M OHM MIN.
8. DIELECTRIC STRENGTH: 1000V RMS MIN. @SEA LEVEL.
9. OPERATING TEMP.: -30°C to 85°C
10. ▲ DENOTES CRITICAL PARAMETER

SWITCH FUNCTION		
POS. 1	POS. 2	POS. 3
ON	NONE	ON
2-3	OPEN	2-1

**E-SWITCH®**

TITLE		200AWMSP1T1A1M6QE			
SCALE	DATE	DR	DWG	REV	
2:1	3/25/04	AR	T201115	A	

A	13871	RELEASED FOR PRODUCTION	3/25/04	AR
REV.	ECN No.	DESCRIPTION	DATE	CHKD

THE INFORMATION CONTAINED IN THIS DOCUMENT IS PROPRIETARY TO E-SWITCH AND IS NOT TO BE COPIED OR TRANSFERRED