

PRODUCT DATASHEET

Emily series

last update 9/6/2016

DETAILS

Product Number	CA11391_EMILY-M2
Family	Emily
Type	Assembly
Color	clear
Diameter	26 mm
Height	15,15 mm
Style	round
Optic Material	PMMA
Holder Material	
Fastening	tape, pin
Status	production ready
ROHS Compliant	Yes
Date Updated	9/06/2016

OPTICAL PROPERTIES

LED	Viewing Angle	Light Beam	Efficiency %	cd/lm	Connector
XP-G	29 deg	M2-class	92 %	3.100	-
XP-E	29 deg	M2-class	92 %	3.200	-
XB-H	30 deg	M2-class	89 %	3.300	-
LUXEON Rebel	28 deg	M2-class	87 %	-	-
NVSxx19A	28 deg	M2-class	88 %	2.860	-
NCSxx19A	30 deg	M2-class	88 %	-	-
NCSxx19B	sim: 28	M2-class	sim: 89 %	sim: 2.900	-
Oslon SSL 80	28 deg	M2-class	85 %	-	-
Oslon SSL 150	30 deg	M2-class	-	-	-
Oslon Square EC	30 deg	M2-class	89 %	3.300	-
Z5	28 deg	M2-class	-	-	-
Double Dome (GM2BB)	28 deg	M2-class	-	-	-

D

C

B

A

4

4

Bottom view

Beam direction Emily-0-90

Beam direction Emily-0

8.6

∅26

3

3

Front view

15
-0.15mm without tape

0.7
+0.15mm without tape

Tape 0.4mm

2

2

Top view

∅26

Materials:
Lens PMMA
Tape PU Foam with adhesive

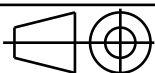
Part no.s:
CA11387_Emily-SS
CA11388_Emily-M
CA11389_Emily-0
CA11390_Emily-0-90
CA11391_Emily-M2

Tolerances if not otherwise shown
According to DIN ISO 2768-1
Linear measures:
up to 30mm class M, otherwise class C
According to DIN ISO 2768-2
Form and position: class L

LEDiL

Ledil Oy
Salorankatu 10
FIN 24240 SALO
Finland

THIRD ANGLE PROJECTION:



DRAWING TITLE

Datasheet Emily series lens

This drawing is the property of LEDiL Oy. It may not be reproduced, copied or communicated without a written agreement with LEDiL Oy.

SIZE

PART NUMBER

A4

SCALE

2:1 WEIGHT

SHEET

1/1

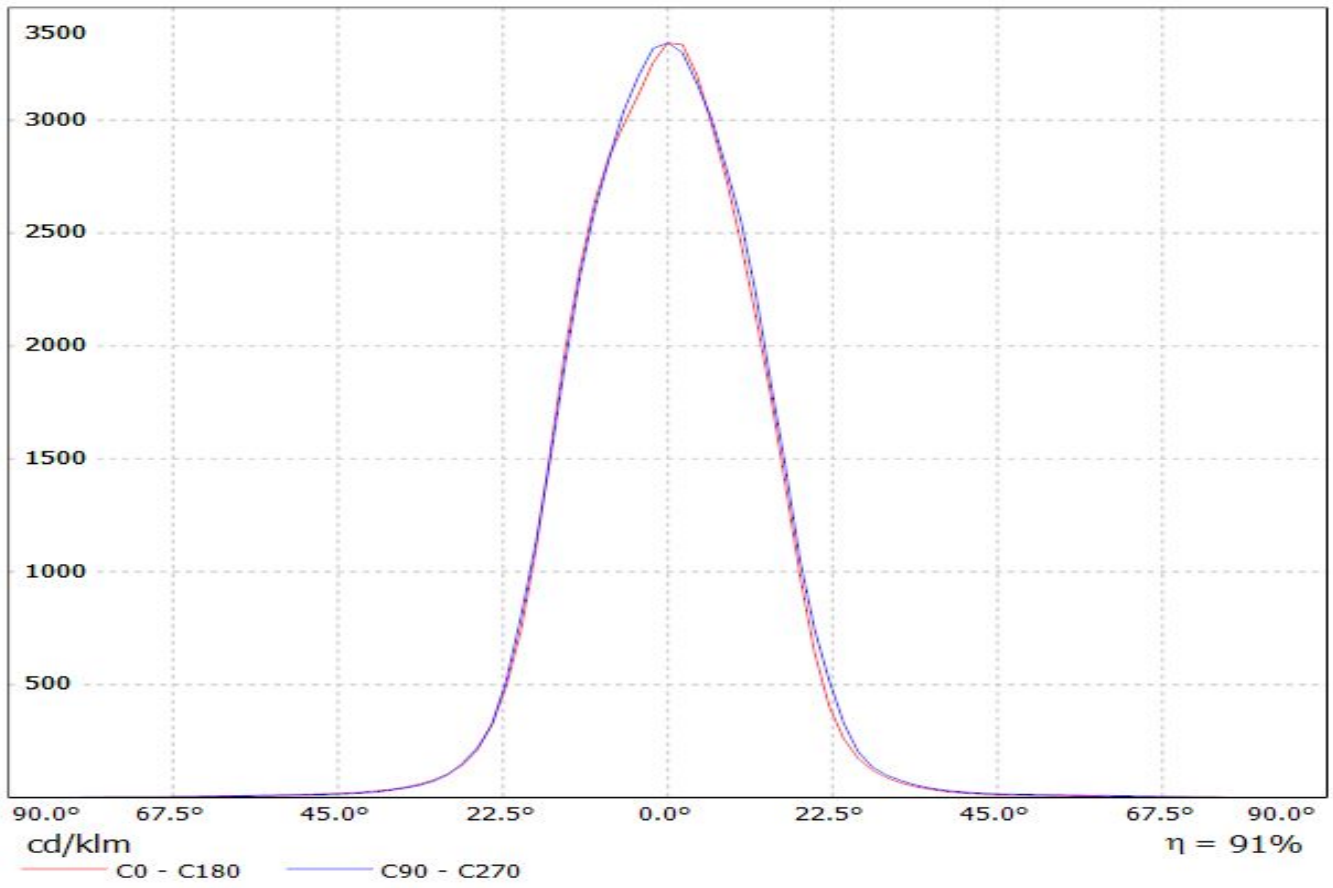
D

A

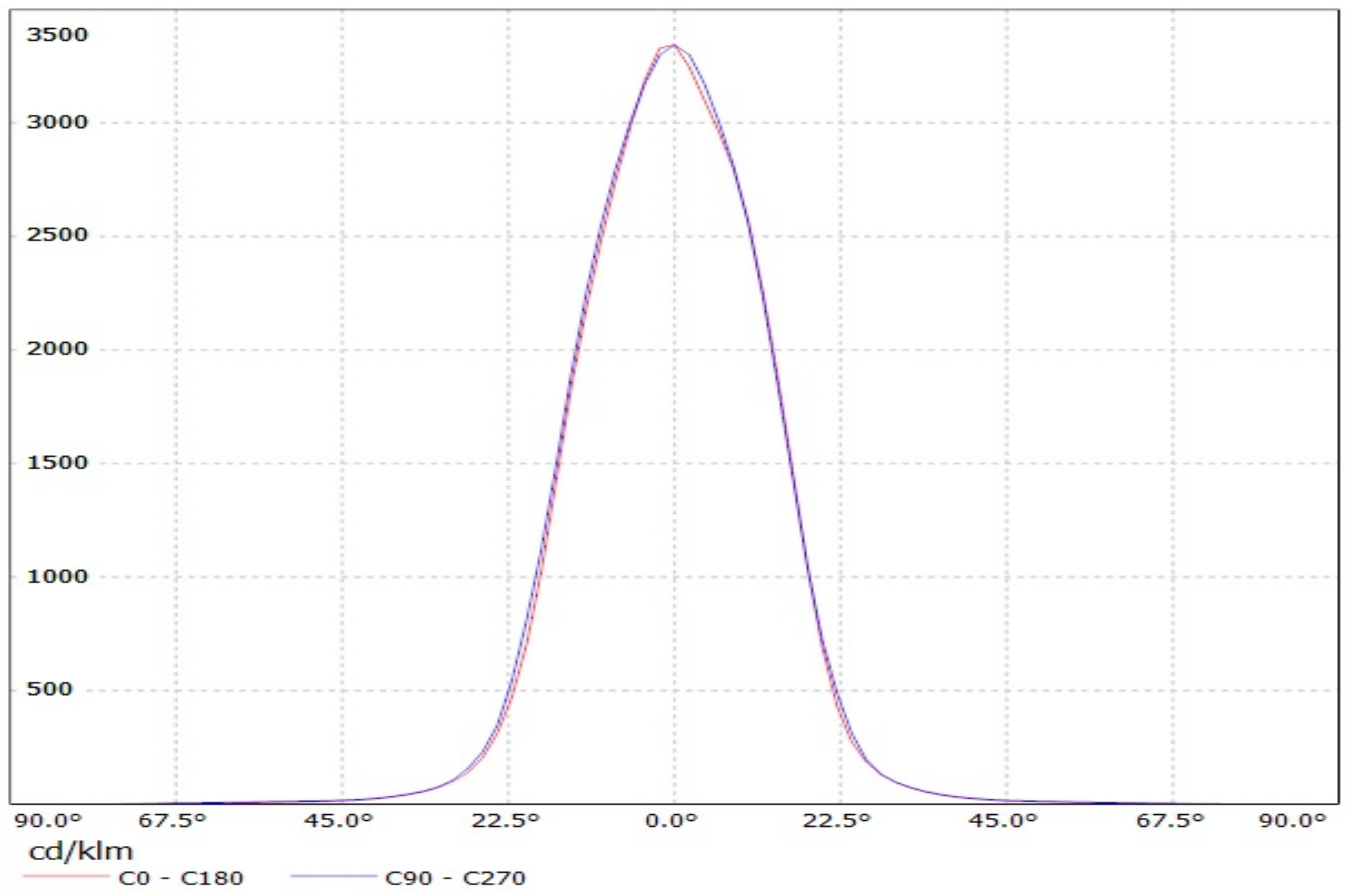
1

Luminaire: Ledil Oy CA11391_EMILY-M2_(XB-H)

Lamps: 1 x Cree XB-H (XBHAWT-0-3C0-T50-0B-0001) 106lm @ 250mA CCT= P=0.73W I=250mA

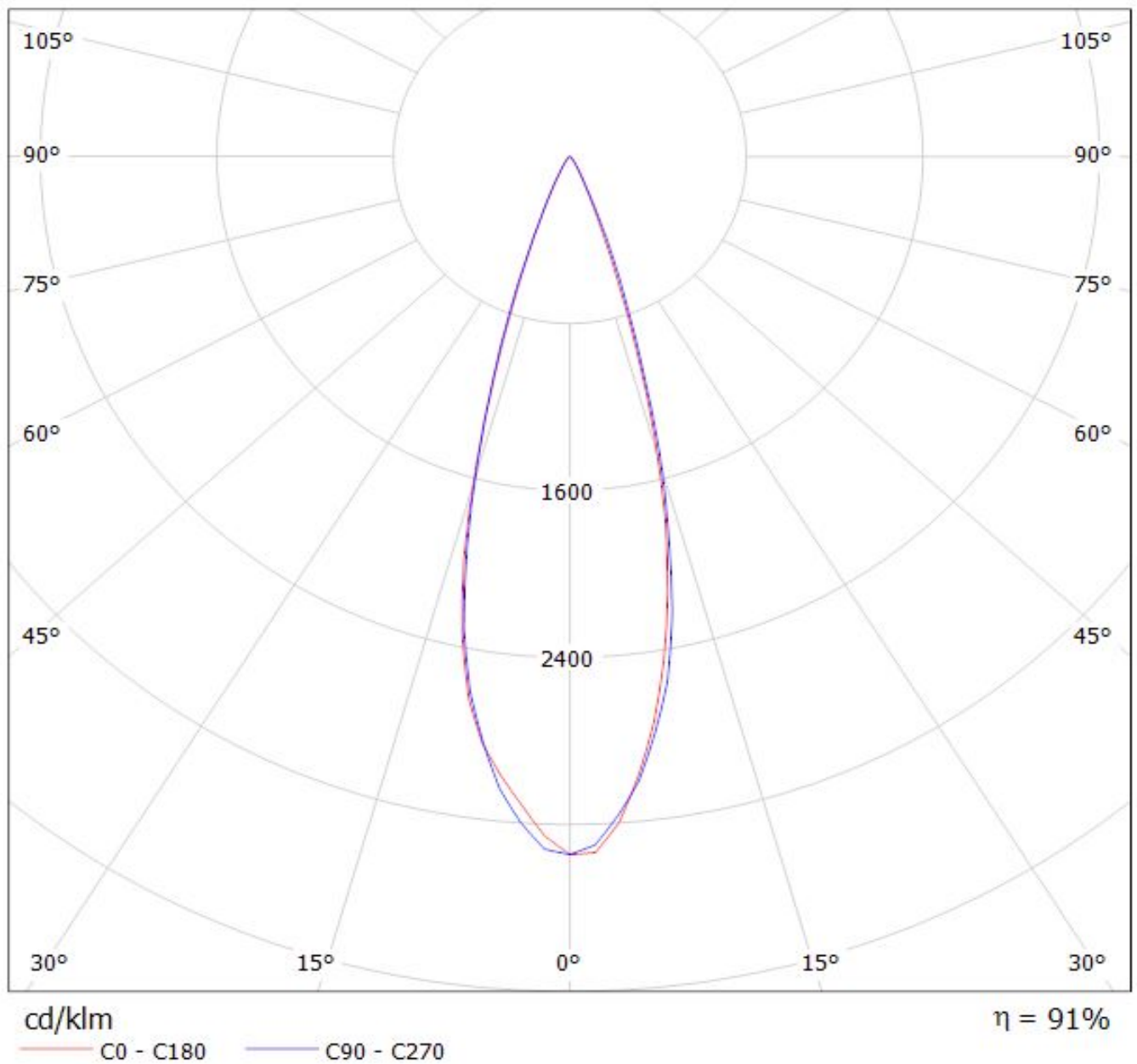


Luminaire: LEDil Oy CA11391_EMILY-M2_(Oslon_Square_EC) Efficiency=89%
Lamps: 1 x Osram Oslon Square EC (77.2lm @ 250mA) CCT=3200K P=0.8W I=250mA

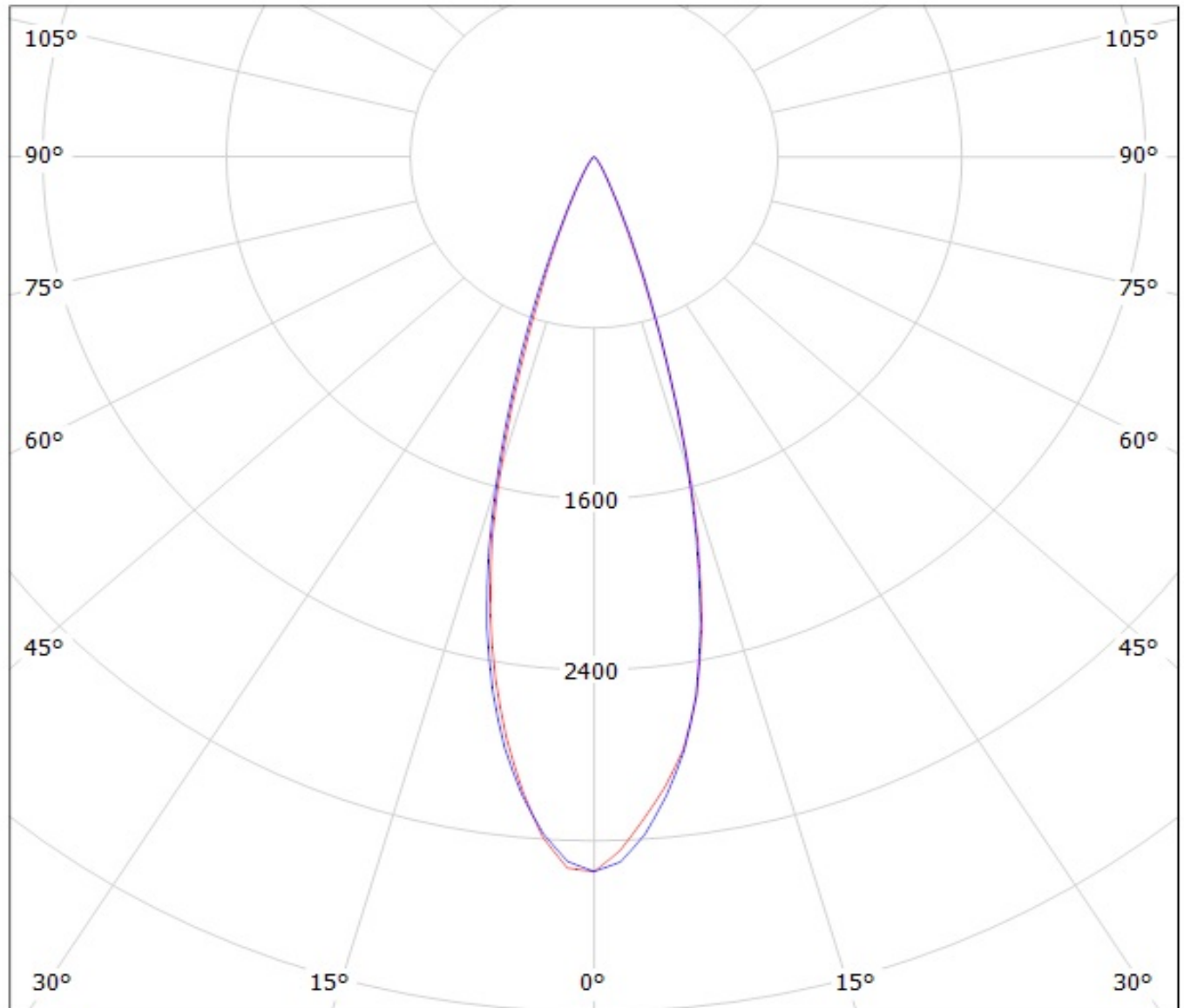


Luminaire: Ledil Oy CA11391_EMILY-M2_(XB-H)

Lamps: 1 x Cree XB-H (XBHAWT-0-3C0-T50-0B-0001) 106lm @ 250mA CCT= P=0.73W I=250mA



Luminaire: LEDil Oy CA11391_EMILY-M2_(Oslon_Square_EC) Efficiency=89%
Lamps: 1 x Osram Oslon Square EC (77.2lm @ 250mA) CCT=3200K P=0.8W I=250mA



cd/klm
— C0 - C180 — C90 - C270

NOTE: The typical divergence will be changed by different color, chip size and chip position tolerance. The typical total divergence is the full angle measured where the luminous intensity is half of the peak value.