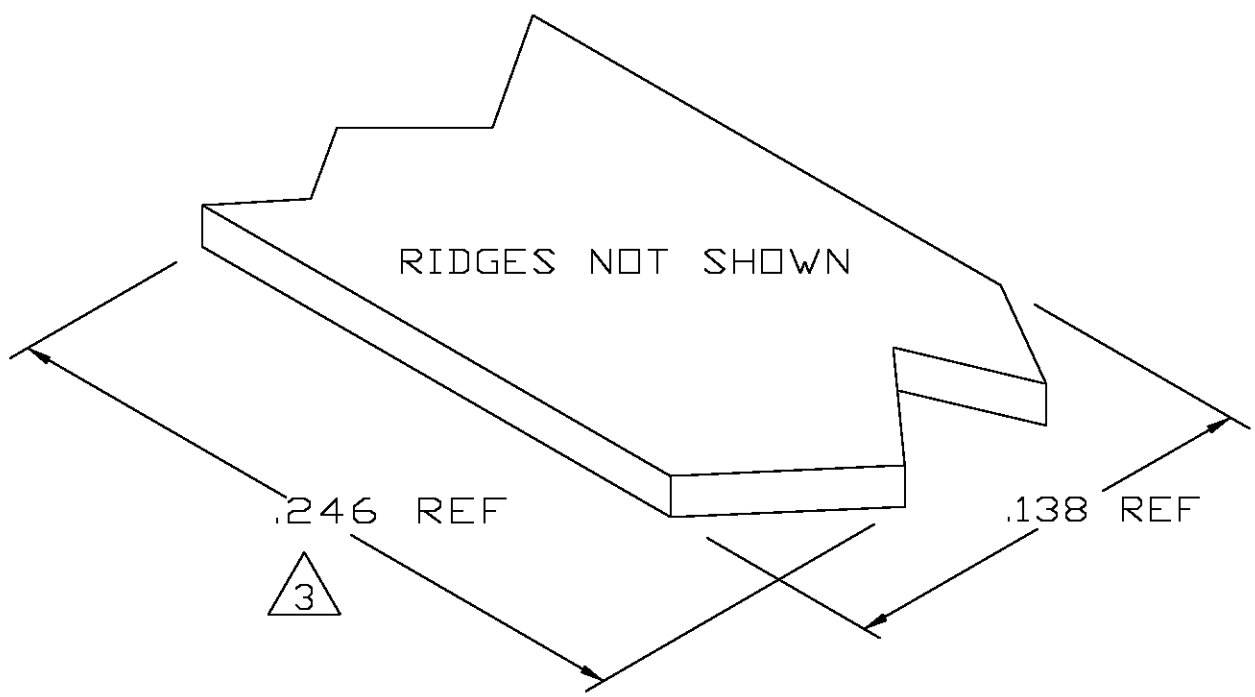
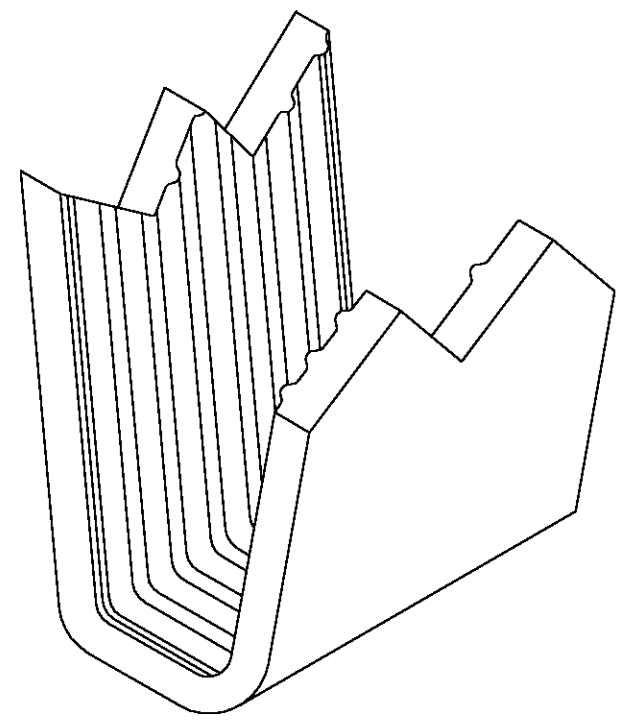
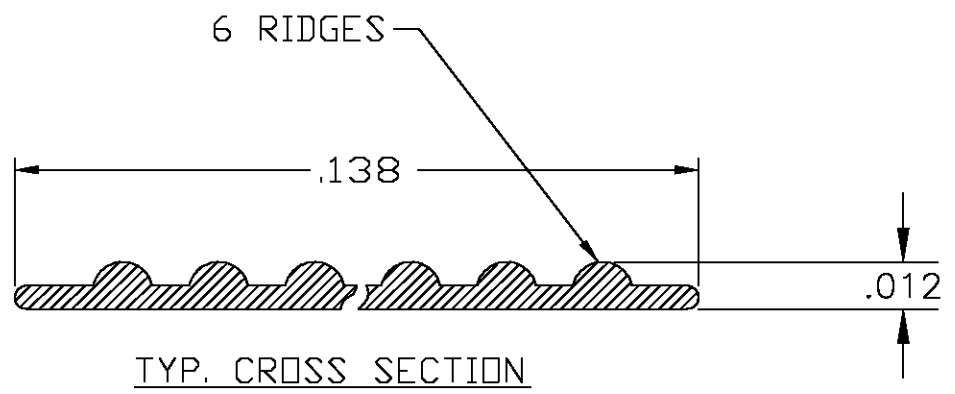


THIS DRAWING IS UNPUBLISHED. RELEASED FOR PUBLICATION  
 © COPYRIGHT BY TYCO ELECTRONICS CORPORATION. ALL RIGHTS RESERVED.

LOC	DIST	REVISIONS			
P	LTR	DESCRIPTION	DATE	DWN	APVD
AF	50	A	REV PER 0G3H-0176-04	30SEP04	JR EH



- 1 CRIMPBAND MATERIAL PROVIDED IN CONTINUOUS STRIP.
  - 2 REFERENCE DESCRIPTIVE PART NUMBER L045C12B.
- 3 BLANK LENGTH DETERMINED BY 045 TOOLSET.



PARTIAL FORMED VIEW (REF)  
 FORMED BY APPLICATION TOOLING

1601566-1  
 PART NUMBER

THIS DRAWING IS A CONTROLLED DOCUMENT.		DWN MICHAEL S. FEHER 19JUN2002	Tyco Electronics Corporation Harrisburg, PA 17105-3608												
DIMENSIONS: INCHES		CHK EDWARD HOWARD 19JUN2002	NAME CRIMPBAND, RTM												
TOLERANCES UNLESS OTHERWISE SPECIFIED:		APVD EDWARD HOWARD 19JUN2002	PRODUCT SPEC -												
<table border="0"> <tr><td>0 PLC</td><td>± -</td></tr> <tr><td>1 PLC</td><td>± -</td></tr> <tr><td>2 PLC</td><td>± -</td></tr> <tr><td>3 PLC</td><td>± .005</td></tr> <tr><td>4 PLC</td><td>± -</td></tr> <tr><td>ANGLES</td><td>± -</td></tr> </table>		0 PLC	± -	1 PLC	± -	2 PLC	± -	3 PLC	± .005	4 PLC	± -	ANGLES	± -	APPLICATION SPEC -	
0 PLC	± -														
1 PLC	± -														
2 PLC	± -														
3 PLC	± .005														
4 PLC	± -														
ANGLES	± -														
MATERIAL UNS C26000 BRASS	FINISH NONE	WEIGHT -	SIZE A3	CAGE CODE 00779											
CUSTOMER DRAWING			DRAWING NO C-1601566	RESTRICTED TO -											
SCALE 1:1			SHEET 1 OF 1	REV A											