

## Feed-through terminal block - MTTB 1,5 - 1414129

Please be informed that the data shown in this PDF Document is generated from our Online Catalog. Please find the complete data in the user's documentation. Our General Terms of Use for Downloads are valid (<http://download.phoenixcontact.com>)




Feed-through terminal block, Cross section: 0.14 mm<sup>2</sup> - 1.5 mm<sup>2</sup>, AWG: 26 - 16, Connection type: Screw connection, Width: 4.2 mm, Color: gray, Mounting type: NS 15, NS 35/7.5, NS 35/15

### Why buy this product

- Design width of just 4.2 mm
- Nominal cross section of 1.5 mm<sup>2</sup>
- Snap-on foot for NS 15 and NS 35 DIN rails
- Wide range of labeling options
- Bridging option on both levels

### Key commercial data

Packing unit	1
Minimum order quantity	50
Catalog page	Page 513 (CL1-2011)
GTIN	 4 017918 105419
Custom tariff number	85369010
Country of origin	TURKEY

### Technical data

#### General

Number of levels	2
Number of connections	4
Color	gray
Insulating material	PA
Inflammability class according to UL 94	V0

#### Dimensions

Width	4.2 mm
Length	44 mm
Height NS 35/7.5	41 mm
Height NS 35/15	48.5 mm

#### Technical data

Rated surge voltage	4 kV
---------------------	------

# Feed-through terminal block - MTTB 1,5 - 1414129

## Technical data

### Technical data

Pollution degree	3
Surge voltage category	III
Insulating material group	I
Connection in acc. with standard	IEC 60947-7-1
Nominal current I <sub>N</sub>	17.5 A
Nominal voltage U <sub>N</sub>	400 V
Open side panel	ja

### Connection data

Conductor cross section solid min.	0.14 mm <sup>2</sup>
Conductor cross section solid max.	1.5 mm <sup>2</sup>
Conductor cross section stranded min.	0.14 mm <sup>2</sup>
Conductor cross section stranded max.	1.5 mm <sup>2</sup>
Conductor cross section AWG/kcmil min.	26
Conductor cross section AWG/kcmil max	16
Conductor cross section stranded, with ferrule without plastic sleeve min.	0.25 mm <sup>2</sup>
Conductor cross section stranded, with ferrule without plastic sleeve max.	0.75 mm <sup>2</sup>
Conductor cross section stranded, with ferrule with plastic sleeve min.	0.25 mm <sup>2</sup>
Conductor cross section stranded, with ferrule with plastic sleeve max.	0.75 mm <sup>2</sup>
2 conductors with same cross section, solid min.	0.14 mm <sup>2</sup>
2 conductors with same cross section, solid max.	0.5 mm <sup>2</sup>
2 conductors with same cross section, stranded min.	0.14 mm <sup>2</sup>
2 conductors with same cross section, stranded max.	0.5 mm <sup>2</sup>
2 conductors with same cross section, stranded, ferrules without plastic sleeve, min.	0.25 mm <sup>2</sup>
2 conductors with same cross section, stranded, ferrules without plastic sleeve, max.	0.34 mm <sup>2</sup>
Connection method	Screw connection
Stripping length	6 mm
Internal cylindrical gage	A 1
Screw thread	M2
Tightening torque, min	0.22 Nm
Tightening torque max	0.25 Nm

## Classifications

### eClass

eCl@ss 4.0	27141118
eCl@ss 4.1	27141118
eCl@ss 5.0	27141118
eCl@ss 5.1	27141118

# Feed-through terminal block - MTTB 1,5 - 1414129

## Classifications

### eclass

eCl@ss 6.0	27141120
eCl@ss 7.0	27141120

### etim

ETIM 2.0	EC000897
ETIM 3.0	EC000897
ETIM 4.0	EC000897

### unspsc

UNSPSC 6.01	30211811
UNSPSC 7.0901	39121410
UNSPSC 11	39121410
UNSPSC 12.01	39121410
UNSPSC 13.2	39121410

## Approvals

### Approvals


#### Approvals


CSA / UL Recognized / GOST / LR / GL / BV / DNV / GOST

#### Ex Approvals

#### Approvals submitted

### Approval details

CSA 	
mm <sup>2</sup> /AWG/kcmil	28-14
Nominal current I <sub>N</sub>	15 A
Nominal voltage U <sub>N</sub>	300 V

UL Recognized 	
mm <sup>2</sup> /AWG/kcmil	30-14

# Feed-through terminal block - MTTB 1,5 - 1414129

## Approvals

Nominal current IN	15 A
Nominal voltage UN	300 V



LR

GL

BV

DNV



## Accessories

### Accessories

### Assembly

DIN rail - NS 35/ 7,5 UNPERF 2000MM - 0801681



DIN rail, material: Steel, unperforated, height 7.5 mm, width 35 mm, length: 2 m

DIN rail perforated - NS 35/ 7,5 PERF 2000MM - 0801733



DIN rail, material: steel galvanized and passivated with a thick layer, perforated, height 7.5 mm, width 35 mm, length: 2000 mm

## Feed-through terminal block - MTTB 1,5 - 1414129

### Accessories

DIN rail - NS 35/ 7,5 CU UNPERF 2000MM - 0801762



DIN rail, material: Copper, unperforated, height 7.5 mm, width 35 mm, length: 2 m

---

DIN rail - NS 15 AL PERF 2000MM - 1401763



DIN rail, material: Aluminum, perforated, height 5.5 mm, width 15 mm, length: 2 m

---

DIN rail - NS 15 UNPERF 2000MM - 1401695



DIN rail, material: Steel, unperforated, height 5.5 mm, width 15 mm, length: 2 m

---

DIN rail perforated - NS 15 PERF 2000MM - 1401682



DIN rail, material: steel galvanized and passivated with a thick layer, perforated, height 5.5 mm, width 15 mm, length: 2000 mm

---

End clamp - CLIPFIX 35 - 3022218



Snap-on end bracket, for 35 mm NS 35/7.5 or NS 35/15 DIN rail, can be fitted with Zack strip ZB 8 and ZB 8/27, terminal strip marker KLM 2 and KLM, width: 9.5 mm, color: gray

---

End clamp - E/MBK - 1401637



End clamp, width: 6.2 mm, color: gray

## Feed-through terminal block - MTTB 1,5 - 1414129

### Accessories

---

End clamp - E/UK 1 - 1201413



End clamps, for supporting the ends of double-level and three-level terminal blocks, width: 10 mm, color: gray

---

Spacer plate - DP-MTTB 1,5 - 3002681



Spacer plate, Length: 44 mm, Width: 2 mm, Color: gray

---

End cover - DG-MTTB 1,5 - 3002678



End cover, Length: 44 mm, Width: 2 mm, Color: gray

---

End cover - D-MTTB 1,5 - 3002665



End cover, Length: 44 mm, Width: 1 mm, Color: gray

---

### Bridges

Fixed bridge - FBRN 4-4 N - 3001569



Fixed bridge, Number of positions: 4, Color: aluminum

---

## Feed-through terminal block - MTTB 1,5 - 1414129

### Accessories

Fixed bridge - FBRN 5-4 N - 3001572



Fixed bridge, Number of positions: 5, Color: aluminum

---

Fixed bridge - FBRN 6-4 N - 3001585



Fixed bridge, Number of positions: 6, Color: aluminum

---

Fixed bridge - FBRN 7-4 N - 3001598



Fixed bridge, Number of positions: 7, Color: aluminum

---

Fixed bridge - FBRN 8-4 N - 3001608



Fixed bridge, Number of positions: 8, Color: aluminum

---

Fixed bridge - FBRN 10-4 N - 3001624



Fixed bridge, Number of positions: 10, Color: silver

---

Fixed bridge - FBRN 20-4 N - 3001637



Fixed bridge, Number of positions: 20, Color: aluminum

# Feed-through terminal block - MTTB 1,5 - 1414129

## Accessories

---

### Marking

Flat zack marker sheet - ZBFM 4 CUS - 0825034



Flat zack marker sheet, Sheet, white, Labeled according to customer specifications, Mounting type: Snap into flat marker groove, For terminal block width: 4.2 mm, Lettering field: 4.2 x 5.2 mm

### Tools

Screwdriver - SZS 0,4X2,5 VDE - 1205037



Screwdriver, bladed, VDE insulated, size: 0.4 x 2.5 x 80 mm, 2-component grip, with non-slip grip

## Drawings

### Circuit diagram

